



Propeller Selection Chart

Aluminum and Stainless Steel Propellers.

MasterGuard®
Hub System



Turning Point's MasterGuard® Hub System is the best high quality hub available. It allows for maximum exhaust flow for better performance. Plus it's innovative design utilizes shock and vibration absorbing polymers for unmatched dependability.

MasterGuard® Series Propellers

MasterGuard® Series See next page for MasterTORQUE Series

8 - 18 hp - Portable Series Aluminum Propellers w/ 2-1/2" Gearcase - MasterGuard Series



ENGINE BRAND - Variant splined shafts PROP shaft	HUB #	PRICE
EVINRUDE® / JOHNSON®: (13 spline) 2 stroke: 9.9hp, 15hp ('74 and newer) 4 stroke: 8hp ('96 & newer) / 9.9hp, 15hp ('95-'01)	TUR 202	\$23.99
EVINRUDE® / JOHNSON®: (10 spline) 4 stroke: 9.9hp, 15hp (2002 and newer)	TUR 206	\$23.99
HONDA®: (not for 8 Classic, pin drive) 8hp ('01 & newer) / 9.9hp, 15hp, 20hp	TUR 205	\$23.99
MERCURY® & MARINER®: (lock nut) 2 stroke: 6hp, 8hp, 9.9hp, 15hp 4 stroke: 9.9hp ('95-'04), 15 hp / Sea Pro/Marathon 10hp, 15hp	TUR 201	\$23.99
MERCURY® & MARINER®: cotter pin (14 spline shaft by Nissan) 4 stroke Bigfoot ('05 and newer): 8hp, 9.9hp / 4 stroke ('07 & newer): 15hp, 20hp	TUR 207	\$23.99
NISSAN® & TOHATSU®: 2 stroke: 9.9 ('84-'05), 12 ('85-'88) / 15 & 18hp ('85-'05) 4 stroke: 9.9hp, 15hp, 18hp (14 spline)	TUR 207	\$23.99
SUZUKI®: (10 spline TYPE M) DT 2 stroke: 9.9hp ('83-'87), 15hp, 15C DF 4 stroke: 9.9hp, 15hp note: does not fit DT 8C & 9.9C ('88-'97)	TUR 206	\$23.99
YAMAHA®: 2 stroke & 4 stroke: 9.9hp, 15hp	TUR 205	\$23.99

ALUMINUM		
DIA X PITCH	PROP #	PRICE
9 X 9	TUR 21100910	\$67.00
9 X 10	TUR 21101010	\$67.00

Aluminum Propellers are designed with more blade area and fine tuned pitch progression to maximize all around performance.

20 - 35 hp - Compact Series Aluminum Propellers w/ 3" Gearcase - MasterGuard Series



ENGINE BRAND - 10 spline PROP shaft; 14 spline shaft for Evinrude/Johnson	HUB #	PRICE
EVINRUDE® / JOHNSON®: 2 stroke: 20hp, 25hp ('84 & newer), 25hp commercial ('93 & newer), 30hp ('84 & newer), 35hp ('76 & newer)	TUR 22	\$27.99
FORCE®: 25hp ('95-'98)	TUR 21	\$27.99
MERCURY® & MARINER®: 9.9 Bigfoot, 15hp Bigfoot, 18hp ('80-'85), 20hp ('86 & newer), 25hp 2 stroke ('85 & newer)	TUR 21	\$27.99

ENGINE BRAND - 10 spline PROP shaft	HUB #	PRICE
HONDA®: BF25, BF30	TUR 28	\$27.99
MERCURY® & MARINER®: 4 stroke ('06 & newer, cotter pin shaft): 25hp, 30hp	TUR 28	\$27.99
NISSAN® & TOHATSU®: 25hp, 30hp	TUR 28	\$27.99
YAMAHA®: 2 stroke: 20hp, 25hp, 30hp / 4 stroke: 25hp	TUR 25	\$27.99

ALUMINUM		
DIA X PITCH	PROP #	PRICE
10-1/2 X 11	TUR 21201110	\$73.99
10-1/8 X 13	TUR 21201310	\$73.99

ALUMINUM		
DIA X PITCH	PROP #	PRICE
10-3/8 X 11	TUR 21211110	\$73.99
10-3/8 X 13	TUR 21211310	\$73.99

Compact Series Aluminum Propellers are designed with more blade area and fine tuned pitch progression to maximize all around performance.

40 - 75 hp - Mid-Range Aluminum Props w/ 3-1/2" Gearcase - MasterGuard Series



ENGINE BRAND - 13 spline PROP shaft	HUB #	PRICE
EVINRUDE® / JOHNSON®: DF 4 stroke 40hp, 50hp	TUR 11	\$31.99
FORCE®: 40hp ('95-'98), 50hp ('95-'98), 70hp ('91-'95), 75hp ('96-'98)	TUR 11	\$31.99
HONDA®: BF35, BF40, BF45, BF50	TUR 12	\$31.99
MERCURY® & MARINER®: *SEE 1NOTE 4 stroke: 25hp Bigfoot / 30hp (94-05) / 40-60hp 2 stroke: 30hp(94 & newer) / 35, 45, 55 / 40, 50, 60 (77 & newer) / 70hp (83 & older)	TUR 11	\$31.99
NISSAN® & TOHATSU®: 40C, 40D, 50D, 50C, 60A, 70A2, 60B, 70B	TUR 13	\$31.99
SUZUKI®: '89 and newer: DT 2 stroke: 35C / 40 / 50 / 50M / 55 / 60 / 65; DF 4 stroke: 40hp, 50hp	TUR 11	\$31.99
YAMAHA®: 2 stroke: 40hp to 55hp / 4 stroke: FT25hp High Thrust, 30hp to 60hp	TUR 12	\$31.99

ENGINE BRAND - 13 spline PROP shaft	HUB #	PRICE
EVINRUDE® / JOHNSON®: 2 cyl.: 40hp, 48hp / 50hp (1975-2005) / 55hp (1976-79) / 60hp, 65hp (1980-85) 3 cyl. (with small gearcase): 75hp (1975-85), Sprint & Formula E	TUR 12	\$31.99

ALUMINUM		
DIA X PITCH	PROP #	PRICE
12-1/2 X 8	TUR 21300810	\$83.99
12 X 10-1/2	TUR 21301010	\$83.99
10-7/8 X 11	TUR 21301110	\$83.99
10-3/4 X 12	TUR 21301210	\$83.99
10-1/2 X 13	TUR 21301310	\$83.99
10-3/8 X 14	TUR 21301410	\$83.99
10-1/8 X 15	TUR 21301510	\$83.99

ALUMINUM		
DIA X PITCH	PROP #	PRICE
12-1/2 X 13	TUR 21311310	\$83.99
12-1/4 X 15	TUR 21311510	\$83.99
11-3/4 X 17	TUR 21311710	\$83.99

Hustler MidRange Propellers new designs are perfect for work boats, jon boats, pontoons and fishing boats.

1NOTE: If propeller strikes trim tab, replace with Mercury part# 822777A1 or 76214AS.
2NOTE: Mercury / Mariner (1977 and older) not available from Turning Point Propellers, Inc
3NOTE: If propeller strikes trim tab, replace with Yamaha part# 6E5-45371-10.
4NOTE: Add 2 inches of pitch for OEM replacement when select less than 14" dia. props.
MG/MT-102508



Propeller Selection Chart

Aluminum and Stainless Steel Propellers.

MasterTORQUE™ Series

- adapts to Mercury® and Michigan Wheel® interchangeable hubs and props



STAINLESS STEEL EXPRESS PROPELLERS

40-150 hp - High Performance Aluminum & Stainless Props w/ 4-1/4" Gearcase



3 BLADE ALUMINUM		
DIA X PITCH	PROP #	PRICE
14 X 11	TUR 21431111	\$109.99
14 X 13	TUR 21431311	\$109.99
13-3/4 X 15	TUR 21431511	\$99.99
13-1/4 X 17	TUR 21431711	\$99.99
13-1/4 X 19	TUR 21431911	\$99.99
13-1/4 X 21	TUR 21432111	\$99.99

ENGINE BRAND - 15 spline PROP shaft	HUB #	PRICE
FORCE®:75hp (1999) / 90hp to 150hp (1995 & newer)	TUR 501	\$52.01
HONDA®:BF75, BF90 (1998 and older)	TUR 501	\$52.01
HONDA®:BF75, BF90 (1999 and newer) / BF115 / BF130	TUR 507	\$56.01
MERCURY® & MARINER®: *SEE NOTE (2 & 4 stroke) 40-60 Bigfoot / 70hp(87-89) / 75hp, 80hp(78-89), 90hp, 100hp, 115hp, 125hp, 140hp 150 XR4/6 (thru 1993, includes equivalent Mariner Magnum I, II, III.)	TUR 501	\$52.01
NISSAN® & TOHATSU®:60C, 70C / 90hp to 140hp	TUR 505	\$52.01
YAMAHA®: SEE NOTE High Thrust: T50 & FT60 / 2stroke: 60-100 / 4stroke: 75-100	TUR 500	\$52.01
YAMAHA®: SEE NOTE 2stroke: 115hp to 130hp / 4stroke: 115hp	TUR 505	\$52.01

3 BLADE STAINLESS STEEL		
DIA X PITCH	PROP #	PRICE
13-1/4 X 15	TUR 31431512	\$350.00
13-1/4 X 17	TUR 31431710	\$400.00

3 BLADE ALUMINUM		
DIA X PITCH	PROP #	PRICE
14 X 11	TUR 21431111	\$109.99
14 X 13	TUR 21431311	\$109.99
13-3/4 X 15	TUR 21431511	\$99.99
13-1/4 X 17	TUR 21431711	\$99.99
13-1/4 X 19	TUR 21431911	\$99.99
13-1/4 X 21	TUR 21432111	\$99.99

ENGINE BRAND - 13 spline PROP shaft	HUB #	PRICE
EVINRUDE® / JOHNSON®: 2 cyl: 50hp ('71-'74) / 45 to 55hp commercial 3 cyl: 55hp, 60hp, 65hp, 70hp, 75hp with large gearcase, 65hp commercial 4 cyl: 75hp, 85hp, 88hp, 90hp, 100hp, 10hp, 115hp, 120hp (1986-94), 125hp, 135hp (1973-76), 140hp (1977-84, 1986-94) 4 stroke: 60hp, 70hp V4 Sea Drive 1.6L & 1.8L E-TEC: 40hp, 50hp, 60hp, 75hp / 90hp & 115hp (20" shaft)	TUR 503	\$52.01
OMC® COBRA 400: Cobra 400:stern drives 2.3 to 3.0L (1978-89)	TUR 503	\$52.01
SUZUKI®: '89 & newer DT 2 Stroke: 75hp to 140hp / DF 4 Stroke: 60hp, 70hp	TUR 506	\$52.01

3 BLADE STAINLESS STEEL		
DIA X PITCH	PROP #	PRICE
13-1/4 X 17	TUR 31431712	\$350.00
13-1/4 X 19	TUR 31431912	\$350.00
13-1/4 X 21	TUR 31432112	\$350.00

4 BLADE ALUMINUM		
DIA X PITCH	PROP #	PRICE
13 X 17	TUR 21431730	\$110.00
13 X 19	TUR 21431930	\$110.00



135-300 hp - High Performance Aluminum & Stainless Props w/ 4-3/4" Gearcase



3 BLADE ALUMINUM		
DIA X PITCH	PROP #	PRICE
15-1/4 X 15	TUR 21501511	\$109.99
14-1/4 X 17	TUR 21501711	\$109.99
14-1/4 X 19	TUR 21501911	\$109.99
14-1/4 X 21	TUR 21502111	\$109.99
14-1/4 X 23	TUR 21502311	\$125.00

ENGINE BRAND -15 spline PROP shaft; 19 SPLINE SHAFT FOR VOLVO PENTA	HUB #	PRICE
EVINRUDE® / JOHNSON®: V4 with V6 large gearcase: 100hp commercial, 120hp (1985), 130hp (1995-96), 140hp (1985) / 115 & 130hp Pleasure ('95 & newer) E-TEC: 90hp & 115hp (25" shaft) / 135hp to 250hp V6: 135 to 250hp / V6 Sea Drives: 2.0 to 3.0L V8: 250 to 300hp / V8 Sea Drives: 3.6 to 4.0L	TUR 502	\$52.01
HONDA®:BF135, BF150, BF200, BF225	TUR 507	\$56.01
MERCURY® & MARINER®: V6 135 to 300hp (not for Pro XS), Verado 135-275hp	TUR 501	\$52.01
MERCURUISER®: SEE NOTE Alpha One & Bravo One ('83 & newer)	TUR 501	\$52.01
OMC® COBRA 800 & KING COBRA: 15 spline 3.0 - 7.5L / 454 / 502 King	TUR 502	\$52.01
SUZUKI®: DT 2 stroke: 150hp to 225hp	TUR 507	\$56.01
SUZUKI®: DF 4 stroke: 150hp to 300hp (use Voyager 16" dia. propellers)	TUR 507	\$56.01
VOLVO® PENTA SX & OMC SX COBRA, 19 spline prop shaft ('94 and newer) (not available for Volvo DuoProp or Aquamatic drives)	TUR 504	\$52.01
YAMAHA®:150 to 250hp outboards / stern drives 3.0 to 7.4L	TUR 505	\$52.01

STAINLESS STEEL EXPRESS PROPELLERS

3 BLADE STAINLESS - RH		
DIA X PITCH	PROP #	PRICE
14-1/4 X 15	TUR 31501712	\$390.00
14-1/4 X 17	TUR 31501912	\$390.00
14-1/4 X 19	TUR 31502112	\$390.00

135-300 hp - Four Blade Aluminum Hustler Propellers



ALUMINUM		
DIA X PITCH	PROP #	PRICE
15 X 15	TUR 21501530	\$120.00
14 X 17	TUR 21501730	\$120.00
14 X 19	TUR 21501930	\$120.00
14 X 21	TUR 21502131	\$120.00

ENGINE BRAND -15 spline PROP shaft; 19 SPLINE SHAFT FOR VOLVO PENTA	HUB #	PRICE
EVINRUDE® / JOHNSON®: V4 with V6 large gearcase: 100hp commercial, 120hp (1985), 130hp (1995-96), 140hp (1985) / 115 & 130hp Pleasure ('95 & newer) E-TEC: 90hp & 115hp (25" shaft) / 135hp to 250hp V6: 135 to 250hp / V6 Sea Drives: 2.0 to 3.0L V8: 250 to 300hp / V8 Sea Drives: 3.6 to 4.0L	TUR 502	\$52.01
HONDA®:BF135, BF150, BF200, BF225	TUR 507	\$56.01
MERCURY® & MARINER®: V6 135 to 300hp (not for Pro XS), Verado 135-275hp	TUR 501	\$52.01
MERCURUISER®: SEE NOTE Alpha One & Bravo One ('83 & newer)	TUR 501	\$52.01
OMC® COBRA 800 & KING COBRA: 15 spline 3.0 - 7.5L / 454 / 502 King	TUR 502	\$52.01
SUZUKI®: DT 2 stroke: 150hp to 225hp	TUR 507	\$56.01
SUZUKI®: DF 4 stroke: 150hp to 300hp (use Voyager 16" dia. propellers)	TUR 507	\$56.01
VOLVO® PENTA SX & OMC SX COBRA, 19 spline prop shaft ('94 and newer) (not available for Volvo DuoProp or Aquamatic drives)	TUR 504	\$52.01
YAMAHA®:150 to 250hp outboards / stern drives 3.0 to 7.4L	TUR 505	\$52.01



STEP 1:

Locate Horsepower/Model and Year that corresponds with the engine application.
Read across to reference XHS® / XHS II® Hub Kit & propeller series that corresponds to engine brand.

Engine Year & Configuration

XHS® Series

Engine Year & Configuration

XHS® Series

Evinrude/Johnson

15 HP (E-Tec) 2011 & Newer; 20 HP 1984-1997; 25/30 HP 1984 & Newer;
30 HP (E-Tec) 2009 & Newer; 35 HP 1976 & Newer; 14 Tooth Spline..... 118..... E
25-30 HP (4-Stroke) 2004-2007; 10 Tooth Spline..... 121..... E
40 & 50 HP (4-Stroke) 1999-2005; 13 Tooth Spline..... 115..... D
40-75 HP Small Gearcase (3-3/8") 1975 & Newer; 13 Tooth Spline 111..... C
40-75 HP Large Gearcase (4-1/4") 1968 & Newer; 13 Tooth Spline..... 206..... B
60-70 HP (4-Stroke) 1998 & Newer; 13 Tooth Spline 210..... B
85-140 HP 1969 & Newer; 13 Tooth Spline 206..... B
90 & 115 HP (4-Stroke) 2003-2005; 15 Tooth Spline 225..... B
140 HP (4-Stroke) 2003-2005; 15 Tooth Spline 226..... B
90-300 HP, Lg. Gearcase 1976-1990; 15 Tooth Spline..... 201..... A
90-300 HP, Lg. Gearcase 1991 & Newer; 15 Tooth Spline 200..... A
200 & 225 HP (4-Stroke) 2004-2005; 15 Tooth Spline..... 204..... A

Force

25 HP 1995-1998; 10 Tooth Spline 120..... E
40 & 50 HP 1995-1998; 70 HP 1991-1995; 75 HP 1996-1998; 13 Tooth..... 114..... D
75-150 HP 1995 & Newer; 85-150 HP (Dual Exhaust) 1988-1994..... 202..... B

Honda

BF 25 1994 & Newer; BF 30 1995 & Newer; 10 Tooth Spline 119..... E
BF 35 & 45 1991-1994; BF 40/50/50A 1995 & Newer;
BF 60; 2010 & Newer; 13 Tooth Spline 113..... D
BF 75 & BF 90 1995-1998; 15 Tooth Spline 202..... B
BFP 60 2010 & Newer; BF 75 & BF 90 1999 & Newer;
BF 115 1998 & Newer; BF 130 1998-2004; 15 Tooth Spline 207..... B
135-225 HP 2002 & Newer; 15 Tooth Spline 207..... A

Mercury/Mariner/Mercruiser

9.9, 15 HP (4-Stroke/Bigfoot/Sail) 1999-2005; 18 HP (Mercury) 1980-1985;
20 & 25 HP (Not 4-Stroke) 1980-2005; 10 Tooth Spline..... 120..... E
25 & 30 HP (4-Stroke - Not Bigfoot) 2006 & Newer; 10 Tooth Spline 122..... E
25 HP Bigfoot 1999-2005; 30 HP (Sea Pro/Marathon) 1994 & Newer;
30 HP (2- & 4-Stroke) 1994-2005; 35 HP 1984-1989; 40-50 HP 1974-1976;
40/50/70 HP 1977-1984; 45 HP 1986-1989;
40 & 50 HP (2- & 4-Stroke, Not Bigfoot) 1977 & Newer;
48 HP (Mariner) All Years; 55 HP (Mercury/Sea Pro/Marathon) 1995 & Newer;
60 HP (Not Bigfoot) 1978 & Newer; 60 HP (Mariner) 1976; 65 HP 1972-1976;
70 HP Thru 1983; 80 HP (Mariner) 1977; 13 Tooth Spline 114..... D
40-140 HP (Except 135 HP) V4 Gearcase 1961 & Newer; 15 Tooth 202..... B
135-300 HP 1978 & Newer; 15 Tooth Spline 202..... A
Mercruiser Alpha One & Bravo One (< 400 HP); 15 Tooth Spline..... 202..... A

Nissan/Tohatsu

25 & 30 HP 1985-2001; 25 & 30 HP (4-Stroke) 2002 & Newer; 13 Tooth ..122.... E
35 HP (35B Only) Thru 1984; 40 HP 1984 & Newer;
50 HP (All Except 50C) 1992 & Newer; 13 Tooth Spline 116.... D
50 HP (50C Only) 1987-1991; 55 HP 1981-1988;
60A 1986-1999; 70A & 70B 1981-1995; 13 Tooth Spline..... 112.... C
60-140 HP; 4-1/4" Gearcase 1987 & Newer; 15 Tooth Spline..... 209.... B

OMC/Cobra Sterndrives

Model 400 Cobra 1978-1991; 13 Tooth Spline..... 206.... B
Model 800/Cobra/King Cobra 1978-1990; 15 Tooth Spline 201.... A
Model 800/Cobra/King Cobra 1991-1994; 15 Tooth Spline 200.... A
Cobra SX 1994 & Newer; 19 Tooth Spline 205.... A

Suzuki

DT 20 & DT 25 1985-1988; DT 30 1983-1997; DT 30C 1987-1997;
DT 25C 1989-2000; DF 25 & DF 30 (4-Stroke) 2000-2007; 10 Tooth 121.... E
DT 35C 1987-1989; DT 40 1983-1998; DF 40 & DF 50 (4-Stroke) 1999-2010;
DF 40A & 50A 2011 & Newer; DT 50 & 50M 1983-1984; DT 55 1985-1997;
DT 60 1983-1984; DF 60A 2010 & Newer; DT 65 1985-1997; 13 Tooth..... 115.... D
DF 60 (4-Stroke) 1998-2009; DF 70 (4-Stroke) 1998-2008;
DT 75-140 1979-2001; 13 Tooth Spline..... 210.... B
DF 90 2001-2008; DF 100 2009 & Newer; DF 115 2001 & Newer..... 225.... B
DF 140 (4-Stroke) 2002 & Newer; 15 Tooth Spline..... 226.... B
DF 70A/80A/90A 2009 & Newer; 15 Tooth Spline 227.... B
150-300 HP (Including 4-Stroke) 1986 & Newer; 15 Tooth Spline..... 204.... A

Yamaha

20 HP 1996-1997; 25 HP 1980 & Newer; F25 (4-Stroke) 1998-2006
F25 (4-Stroke) 2010 & Newer; 30 HP 1983-2002; 10 Tooth Spline..... 123.... E
F30 (4-Stroke) 2001-2005; 40 HP & 50 HP (Not T50) 1984 & Newer;
F40 (4-Stroke) 1999 & Newer; 48 HP 1995-2000;
F50 (4-Stroke) 1995 & Newer; 55 HP 1976-1995; 60 HP 1976-1991;
F60 (4-Stroke) 1999 & Newer 117.... D
50-100 HP (Including 4-Stroke) 1984 & Newer; 15 Tooth Spline..... 208.... B
115 & 130 HP 1984 & Newer; F115 (4-Stroke) 2000 & Newer; 15 Tooth ..203.... B
80-140 HP 1977-1983; 15 Tooth Spline..... 202.... B
150-175 HP 1978-1983; 15 Tooth Spline..... 202.... A
150-300 HP (Including 4-Stroke) 1984 & Newer; 300 HP 2004-07 203.... A
Sterndrives 1989-1993; 15 Tooth Spline..... 203.... A

Volvo Penta

SX Sterndrives 1994 & Newer; 19 Tooth Spline 205.... A

STEP 2:

Select propeller diameter and pitch from corresponding propeller series that best meets your vessel and usage.
Refer to MWM 2012 OBSD Catalog for specific engine years.
For complete installation, select a hub kit AND a propeller.

VORTEX® XHS® SERIES ALUMINUM PROPELLERS

PROP SERIES A			PROP SERIES B			PROP SERIES C			PROP SERIES D			PROP SERIES E		
3 & 4-Blade			3-Blade			Standard 3-Blade			Standard 3 & 4-Blade			Standard 3-Blade		
DIA x PITCH	BLD #	PART #	DIA x PITCH	BLD #	PART #	DIA x PITCH	BLD #	PART #	DIA x PITCH	BLD #	PART #	DIA x PITCH	BLD #	PART #
15-1/4 x 15	3	992002	14 x 13	3	992112	11-1/2 x 8	4	992401	11-1/2 x 8	4	992401	10-1/2 x 9	3	992501
15 x 17	3	992003	13-3/4 x 15	3	992113	11-1/2 x 9	4	992402	11-1/2 x 9	4	992402	10-1/2 x 10	3	992502
14-1/2 x 19	3	992004	13-1/4 x 17	3	992114	11-3/4 x 13	3	992301	10-3/8 x 11	3	992404	10-1/2 x 11	3	992503
14-1/4 x 21	3	992005	13 x 19	3	992115	11-3/4 x 15	3	992302	10-3/8 x 12	3	992405	10-1/8 x 12	3	992504
14 x 23	3	992006	12-3/4 x 21	3	992116	11-3/4 x 17	3	992303	10-3/8 x 13	3	992406	10-1/8 x 13	3	992505
15 x 16	4	992202							10-3/4 x 14	3	992407	10-1/8 x 14	3	992506
14-1/2 x 18	4	992203							10 x 15	3	992408			
14 x 20	4	992204							10 x 16	3	992409			



APOLLO® XHS® SERIES STAINLESS STEEL PROPELLERS

PROP SERIES A V8/V6 APPLICATIONS						PROP SERIES B V4 APPLICATIONS	
Standard 3-Blade			Lg. Diameter 3-Blade			Standard 3-Blade	
DIA x PITCH	RH PART #	LH PART #	DIA x PITCH	RH PART #	LH PART #	DIA x PITCH	RH PART #
14-3/8 x 15	993042		15-1/2 x 17	993023		13-3/8 x 15	993143
14-1/4 x 17	993043	993053	15-1/4 x 19	993024		13-1/4 x 17	993144
14-1/8 x 19	993044	993054	14-3/4 x 21	993025		13-1/8 x 19	993145
14 x 21	993045					13 x 21	993146
13-7/8 x 23	993046						



EVINRUDE®, JOHNSON®

OUTBOARDS

4-8 HORSEPOWER

Non-Thru Hub Exhaust & Pin Drive



4 HP.....1980-1983	6 HP.....1986-2005	7.5 HP.....1980-1983
4, 5 HP Deluxe.....1986-1995	6 HP 4-Stroke.....1998-2003	8 HP.....1986-2005
5 HP 4-Stroke.....1999-2003		

								012032	Rubber Hub Bushing	
		ALUMINUM PROPELLERS								
Boat Description/Length	Dia.	Rot.	Pitch	Bld#	OEM Part No.	Part No.				
Standard Replacement	8-1/2	R	9	3	778797	012032				

6-15 HORSEPOWER

Non-Thru Hub Exhaust & Pin Drive



6 HP.....1966-1979	10 HP.....1958-1963	8-15 HP.....2000 & Newer
9.5 HP.....1964-1973	10, 12, 14 HP***.....1982-1994	

								012008	Rubber Hub Bushing	
		ALUMINUM PROPELLERS								
Boat Description/Length	Dia.	Rot.	Pitch	Bld#	OEM Part No.	Part No.				
14'-16' - AL	8-1/4	R	8	3	763588	012008				
12'-14' - LL	8	R	7-1/4	2	763745	012005				

8, 9.9-15 HORSEPOWER • 2-1/2" GEARCASE

Thru Hub Exhaust & 13 Tooth Spline



9.9-15 HP (2-Stroke).....1974-2005	8 HP 4-Stroke.....1996-2005	9.9, 15 HP 4-Stroke.....1995-2001
------------------------------------	-----------------------------	-----------------------------------

								012111	Rubber Hub Bushing	
		ALUMINUM PROPELLERS								
Boat Description/Length	Dia.	Rot.	Pitch	Bld#	OEM Part No.	Part No.				
14'-16' - AL	10	R	7	3	763456	012112				
Standard Replacement	9-1/2	R	10	3	778772	012111				

10-28 HORSEPOWER

Non-Thru Hub Exhaust & Pin Drive



10 HP.....1951-1957	18 HP.....1957-1973	25 HP.....1969-1977
15 HP.....1953-1956	20 HP.....1969-1973	28 HP.....1964

								012011	Rubber Hub Bushing	
		ALUMINUM PROPELLERS								
Boat Description/Length	Dia.	Rot.	Pitch	Bld#	OEM Part No.	Part No.				
14'-16' - HL	9	R	9	3	763587	012109				
12'-14' - LL	9	R	10	3	763583	012011				

14-28 HORSEPOWER

Non-Thru Hub Exhaust & 13 Tooth Spline

14 HP.....1988-1989	25 HP**.....1978-1991; 1994 & Newer	28 HP.....1986-1996
25 HP.....1978-1984		

								012016	Rubber Hub Bushing	
		ALUMINUM PROPELLERS								
Boat Description/Length	Dia.	Rot.	Pitch	Bld#	OEM Part No.	Part No.				
14'-17' - AL	9-1/4	R	11	3	763584	012016				
14'-17' - LL	9-1/4	R	12	3	763590	012030				



*** Engines offered in European Market only.

Key to Abbreviations: LL = Light Loads; SB = Sailboat; AL = All Loads; SK = Skiboat; WB = Workboat; HB = Houseboat; CR = Cruisers; HL = Heavy Loads; WD = Weedless

25-40 HORSEPOWER

Non-Thru Hub Exhaust & Pin Drive



25 HP.....1951-1955	33 HP.....1965-1970	40 HP.....1960-1976
28 HP.....1962-1964	35 HP.....1957-1959	40 HP**.....1978-1985
30 HP.....1956		

						 01204	Rubber Hub Bushing
		ALUMINUM PROPELLERS					
Boat Description/Length	Dia.	Rot.	Pitch	Bld#	OEM Part No.		
14'-16' - AL, SK	10-1/2	R	12	3		01204	

25-30 HORSEPOWER (4-STROKE) • 3" GEARCASE

Thru Hub Exhaust & 10 Tooth Spline




25 HP 4-Stroke.....2004-2007	30 HP 4-Stroke.....2004-2007
------------------------------	------------------------------

						 992504 Vortex® XHS® Aluminum Propeller	Drop-In Hub Use XHS® Hub Kit 121
		ALUMINUM PROPELLERS					
Boat Description/Length	Dia.	Rot.	Pitch	Bld#	OEM Part No.		
20' & Up - AL	10-1/2	R	9	3		992501	
17'-20' - AL	10-1/2	R	10	3		992502	
17'-20' - AL	10-1/2	R	11	3		992503	
15'-18' - AL	10-1/8	R	12	3		992504	
13'-15' - AL	10-1/8	R	13	3		992505	
Up to 15' - LL	10-1/8	R	14	3		992506	

15-35 HORSEPOWER • 3" GEARCASE

Thru Hub Exhaust & 14 Tooth Spline • Vortex® Propeller May Interfere with Skeg on Any Model

15 HP E-Tec® H.O.2011 & Newer	25 HP 2 & 3 Cyl.....1984 & Newer	30 HP E-Tec®.....2009 & Newer
20 HP 2 Cyl.....1984-1997	25 HP E-Tec®.....2009 & Newer	35 HP 2 Cyl.....1979-1983
25 HP (Commercial).....1993-2005	30 HP 2 Cyl.....1984 & Newer	35 HP 3 Cyl.....1997-2001

						 992504 Vortex® XHS® Aluminum Propeller	Drop-In Hub Use XHS® Hub Kit 118 MUST use Gearcase Adapter Ring supplied with propeller.
		ALUMINUM PROPELLERS					
Boat Description/Length	Dia.	Rot.	Pitch	Bld#	OEM Part No.		
17'-20' - AL, SK	10-1/2	R	9	3		992501	
17'-20' - AL, SK	10-1/2	R	10	3		992502	
16'-18' - AL, SK	10-1/2	R	11	3	765049	992503	
16'-18' - AL, SK	10-1/8	R	12	3		992504	
15'-17' - AL, SK	10-1/8	R	13	3	778863	992505	
13'-15' - AL, SK	10-1/8	R	14	3		992506	
						Rubber Hub Bushing	
		ALUMINUM PROPELLERS					
Boat Description/Length	Dia.	Rot.	Pitch	Bld#	OEM Part No.		Part No.
15'-17' - AL, SK	10	R	13	3	778863	012056	
13'-15' - AL, SK	10	R	15	3	763486	012057	

⊗ Limited Inventory Item.

** Commercial & Workhorse Application.

40-50 HORSEPOWER • JOHNSON • 3-1/4" GEARCASE

Thru Hub Exhaust & 13 Tooth Spline

40 HP 4-Stroke1999-2005 50 HP 4-Stroke 1999-2005



ALUMINUM PROPELLERS

3-BLADE			
Dia.	Rot.	Pitch	Part No.
10-3/8	R	11	992404
10-3/8	R	12	992405
10-3/8	R	13	992406
10-3/8	R	14	992407
10	R	15	992408
10	R	16	992409

4-BLADE			
Dia.	Rot.	Pitch	Part No.
11-1/2	R	8	992401
11-1/2	R	9	992402



ALUMINUM PROPELLERS

Boat Description/Length	Dia.	Rot.	Pitch	Bld#	OEM Part No.	Part No.
18'-21' - AL	11-3/4	R	10	3	778606	032045
17'-19' - AL	11-5/8	R	11	3	778607	032044
15'-17' - LL	11-3/8	R	12	3	778608	032043
14'-16' - LL	11-1/8	R	13	3	778609	032042

Drop-In Hub

Use XHS®
Hub Kit
115

Rubber
Hub
Bushing

40-75 HORSEPOWER • SMALL (3-3/8") GEARCASE

Thru Hub Exhaust & 13 Tooth Spline

40 HP 2 Cyl.1984-2005 55 HP 1976-1979 75 HP 3 Cyl. 1975-1985
 48 HP1987-1996 65 HP 2 Cyl. 1980-1985 Sprint/Formula E 1986-1992
 50 HP 2 Cyl.1975-2005



ALUMINUM PROPELLERS

3-BLADE			
Dia.	Rot.	Pitch	Part No.
11-3/4	R	13	992301
11-3/4	R	15	992302
11-3/4	R	17	992303

4-BLADE			
Dia.	Rot.	Pitch	Part No.
11-1/2	R	8	992401
11-1/2	R	9	992402



992303
Vortex® XHS®
Aluminum Propeller

992402
Vortex® XHS®
Aluminum Propeller

Drop-In Hub

Use XHS®
Hub Kit
111



ALUMINUM PROPELLERS

Boat Description/Length	Dia.	Rot.	Pitch	Bld#	OEM Part No.	Part No.
CR, HB	13	R	11	3	763488	012036
15'-18' - AL, SK	12-1/2	R	13	3	763461	012037



Rubber
Hub
Bushing

40-75 HORSEPOWER • LARGE (4-1/4") GEARCASE

Thru Hub Exhaust & 13 Tooth Spline

40 HP E-Tec®2004 & Newer	55 HP 2 Cyl. Commercial1980 & Newer	65 HP 3 Cyl. Commercial.....1984-2001
45 HP 2 Cyl. Commercial1986-1995	55 HP E-Tec®2009 & Newer	70 HP 3 Cyl. Pleasure.....1974 & Newer
50 HP E-Tec®2004 & Newer	60 HP 3 Cyl. Pleasure.....1970-1971; 1986-2001	70 HP 3 Cyl. Commercial.....1974-2001
50 HP 2 Cyl. Commercial1977-1979	60 HP E-Tec®2004 & Newer	70 HP 4-Stroke1998 & Newer
50 HP 2 Cyl. Pleasure1971-1974	60 HP 4-Stroke1998 & Newer	75 HP 3 Cyl. Pleasure.....1975-1984
50 HP 3 Cyl. Pleasure1994-1998	65 HP 3 Cyl. Pleasure.....1972-1973	75 HP E-Tec®2004 & Newer
55 HP 3 Cyl.....1968-1969		



3-BLADE ALUMINUM PROPELLERS					4-BLADE ALUMINUM PROPELLERS					STAINLESS STEEL PROPELLERS					
Dia.	Rot.	Pitch	Bld#	Part No.	Dia.	Rot.	Pitch	Bld#	Part No.	Dia.	Rot.	Pitch	Bld#	OEM Part No.	Part No.
					13-7/8	R	11	4	941411						
13-3/4	R	13	3	992212	13-7/8	R	13	4	941413						
13-1/2	R	15	3	992213	13-3/8	R	15	4	941415	13-3/8	R	15	3	763950	993143
13-1/4	R	17	3	992214	13	R	17	4	941417	13-1/4	R	17	3	763951	993144
13	R	19	3	992215	12-1/2	R	19	4	941419	13-1/8	R	19	3	763952	993145
13	R	21	3	992216						13	R	21	3		993146

Drop-In Hub
Use XHS II® Hub Kit 206 / 210

Do NOT use Gearcase Adapter Ring supplied with propeller.

Note: For 60 HP & 70 HP 4-Stroke engine applications, 1998 & Newer, use XHS II® (Drop-In Hub) Kit # 210. For all other engine applications use XHS II® (Drop-In Hub) Kit # 206.



ALUMINUM PROPELLERS

Boat Description/Length	Dia.	Rot.	Pitch	Bld#	OEM Part No.	Part No.
CR, HB	14	R	11	3	763301	012147
19'-22' - AL, SK	13-3/4	R	13	3	763302	011101
17'-19' - AL, SK	13-1/2	R	15	3	763466	011102
15'-17' - AL, SK	13-1/4	R	17	3	763463	011103
15'-17' - AL, SK	14	R	17	3	763463	* 011024
14'-16' - AL, SK	13	R	19	3	763464	011104
14'-16' - AL, SK	14	R	19	3	763464	* 011025



Rubber Hub Bushing



Michigan Wheel's NEW Vortex V4 4-Blade propellers feature an all-new blade design, engineered to enhance hole shot and increase cruise speed, without sacrificing top-end speed.



Sizes available specific for the demands of both standard hull designs as well as pontoon boats.


* If currently using uncupped propeller, use cupped propeller having 2" less pitch. Boats with power trim use same pitch.


85-140 HORSEPOWER • V-4 (4-1/4") GEARCASE

Thru Hub Exhaust & 13 Tooth Spline

85 HP.....1969-1980; 1991-1995	110 HP.....1986-1989	125 HP.....1971-1972
88 HP.....1981-1996	112 HP.....1994-1996	130 HP E-Tec®.....2004-2010
90 HP.....1981 & Newer	115 HP.....1973 & Newer	135 HP.....1973-1976
90 HP E-Tec® Std. Length.....2004 & Newer	115 HP E-Tec® (Includes H.O.).....2004 & Newer	140 HP.....1977-1994
100 HP.....1979-1980; 1989-1993	120 HP.....1986-1994	

										Drop-In Hub Use XHS II® Hub Kit 206 Do NOT use Gearcase Adapter Ring supplied with propeller.						
3-BLADE ALUMINUM PROPELLERS					4-BLADE ALUMINUM PROPELLERS						STAINLESS STEEL PROPELLERS					
Dia.	Rot.	Pitch	Bld#	Part No.	Dia.	Rot.	Pitch	Bld#	Part No.		Dia.	Rot.	Pitch	Bld#	OEM Part No.	Part No.
					13-7/8	R	11	4	941411							
13-3/4	R	13	3	992212	13-7/8	R	13	4	941413							
13-1/2	R	15	3	992213	13-3/8	R	15	4	941415	13-3/8	R	15	3	763950	993143	
13-1/4	R	17	3	992214	13	R	17	4	941417	13-1/4	R	17	3	763951	993144	
13	R	19	3	992215	12-1/2	R	19	4	941419	13-1/8	R	19	3	763952	993145	
13	R	21	3	992216						13	R	21	3		993146	

Boat Description/Length						
	Dia.	Rot.	Pitch	Bld#	OEM Part No.	Part No.
CR, HB	14	R	11	3	763301	012147
CR, HB	13-3/4	R	13	3	763302	011101
20'-24' - AL, SK	13-1/2	R	15	3	763466	011102
19'-22' - AL, SK	13-1/4	R	17	3	763463	011103
19'-22' - AL, SK	14	R	17	3	763463	011024
17'-19' - AL, SK	13	R	19	3	763464	011104
17'-19' - AL, SK	14	R	19	3	763464	011025





Rubber Hub Bushing



90, 115 & 140 HORSEPOWER • JOHNSON • 4-1/4" GEARCASE

Thru Hub Exhaust & 15 Tooth Spline

90 HP 4-Stroke2002-2005 115 HP 4-Stroke 2002-2005 140 HP 4-Stroke 2002-2005

 3-BLADE ALUMINUM PROPELLERS					 4-BLADE ALUMINUM PROPELLERS					 STAINLESS STEEL PROPELLERS					
Dia.	Rot.	Pitch	Bld#	Part No.	Dia.	Rot.	Pitch	Bld#	Part No.	Dia.	Rot.	Pitch	Bld#	OEM Part No.	Part No.
					13-7/8	R	11	4	941411						
13-3/4	R	13	3	992212	13-7/8	R	13	4	941413						
13-1/2	R	15	3	992213	13-3/8	R	15	4	941415	13-3/8	R	15	3	763950	993143
13-1/4	R	17	3	992214	13	R	17	4	941417	13-1/4	R	17	3	763951	993144
13	R	19	3	992215	12-1/2	R	19	4	941419	13-1/8	R	19	3	763952	993145
13	R	21	3	992216						13	R	21	3		993146


Drop-In Hub
Use XHS II® Hub Kit 225 / 226
USE Gearcase Adapter Ring supplied with propeller.

Note: For 90 & 115 HP 4-Stroke engine applications use XHS II® (Drop-In Hub) Kit #225.
For 140 HP 4-Stroke engine applications use XHS II® (Drop-In Hub) Kit # 226.

200 & 225 HORSEPOWER • JOHNSON • 4-3/4" GEARCASE

Thru Hub Exhaust & 15 Tooth Spline • Vortex® and Apollo® propeller diameters are slightly less than original equipment propellers.

200 HP 4-Stroke2004-2005 225 HP 4-Stroke 2004-2005

 3-BLADE				 4-BLADE				 STD. 3-BLADE				 LG DIAMETER 3-BLADE			
Dia.	Rot.	Pitch	Part No.	Dia.	Rot.	Pitch	Part No.	Dia.	Rot.	Pitch	Part No.	Dia.	Rot.	Pitch	Part No.
15-1/4	R	15	992002					14-3/8	R	15	993042				
15	R	17	992003	15	R	16	992202	14-1/4	R	17	993043	15-1/2	R	17	993023
								14-1/4	L	17	993053				
14-1/2	R	19	992004	14-1/2	R	18	992203	14-1/8	R	19	993044	15-1/4	R	19	993024
								14-1/8	L	19	993054				
14-1/4	R	21	992005	14	R	20	992204	14	R	21	993045	14-3/4	R	21	993025
14	R	23	992006					13-7/8	R	23	993046				

Drop-In Hub
Use XHS II® Hub Kit 204



Michigan Wheel's NEW Vortex V4 4-Blade propellers feature an all-new blade design, engineered to enhance hole shot and increase cruise speed, without sacrificing top-end speed.
Sizes available specific for the demands of both standard hull designs as well as pontoon boats.


EVINRUDE®, JOHNSON®


OUTBOARDS

90-300 HORSEPOWER • V-6 (4-3/4") GEARCASE (Includes E-Tec® & E-Tec® H.O. Engines)
Thru Hub Exhaust & 15 Tooth Spline

90 HP.....1995 & Newer	155 HP Commercial1978 & Newer	300 HP 1988-1995; 09 & Newer
100 HP Commercial.....1984 & Newer	175 HP1977 & Newer	2.6 Liter 1984-1985
115 HP.....1995 & Newer	185 HP 1984-1985	3.6 Liter 1986-1987
120-140 HP1985	200 HP1976 & Newer	
130 HP.....1995-1996	225 HP1986 & Newer	
140 (25") HP1989-1994	235 HP 1978-1985	
150 HP Commercial.....1995 & Newer	250 HP1991 & Newer	
275 HP.....1986-1988		

*For engines 300 HP or higher, use "High Horsepower Sleeve" (P/N 991372). 150 HP/1978 & Newer

									Drop-In Hub Use XHS II® Hub Kit 200 / 201
3-BLADE		4-BLADE		STD. 3-BLADE		LG DIAMETER 3-BLADE			
Dia.	Rot. Pitch Part No.	Dia.	Rot. Pitch Part No.	Dia.	Rot. Pitch Part No.	Dia.	Rot. Pitch Part No.		
15-1/4 R 15	992002			14-3/8 R 15	993042				
15 R 17	992003	15 R 16	992202	14-1/4 R 17	993043	15-1/2 R 17	993023		
				14-1/4 L 17	993053				
14-1/2 R 19	992004	14-1/2 R 18	992203	14-1/8 R 19	993044	15-1/4 R 19	993024		
				14-1/8 L 19	993054				
14-1/4 R 21	992005	14 R 20	992204	14 R 21	993045	14-3/4 R 21	993025		
14 R 23	992006			13-7/8 R 23	993046				
Note: For engine applications 1976-1990 use XHS II® (Drop-In Hub) Kit #201. For engine applications 1991 & Newer use XHS II® (Drop-In Hub) Kit #200.									

							Rubber Hub Bushing	
		ALUMINUM PROPELLERS						
Boat Description/Length	Dia.	Rot.	Pitch	Bld#	OEM Part No.			Part No.
CR, HB	15-1/2	R	13	3	763453			011016
CR, HB	15-1/2	R	15	3	763471			011006
20'-26' - AL, SK	15	R	17	3	763467			011007
20'-26' - AL, SK								
18'-22' - AL, SK	14-1/2	R	19	3	763468			011008
18'-22' - AL, SK								
17'-19' - AL, SK	14-1/4	R	21	3	763469			011009





⊗ Limited Inventory Item.
 ◊ Use OEM thrust washer 127084 for 1990 and earlier motors, or 126869 for 1991 and newer motors.

9.9-15 HORSEPOWER

Thru Hub Exhaust & 8 Tooth Spline



9.9 HP.....1996-1998 15 HP..... 1996-1998



							 032052	Rubber Hub Bushing
		ALUMINUM PROPELLERS						
Boat Description/Length	Dia.	Rot.	Pitch	Bld#	OEM Part No.	Part No.		
14'-18' - AL	9	R	9	3	48-828156A12	032052		

25 HORSEPOWER • 3" GEARCASE

Thru Hub Exhaust & 10 Tooth Spline

25 HP 3 Cyl.....1995-1998



							 991244 Gearcase Adapter Rings 992504 Vortex® XHS® Aluminum Propeller	Drop-In Hub Use XHS® Hub Kit 120 <small>MUST use Gearcase Adapter Ring supplied with propeller.</small>
		ALUMINUM PROPELLERS						
Boat Description/Length	Dia.	Rot.	Pitch	Bld#	OEM Part No.	Part No.		
	10-1/2	R	9	3		992501		
	10-1/2	R	10	3		992502		
15'-19' - AL	10-1/2	R	11	3	48-19638A40	992503		
15'-17' - AL	10-1/8	R	12	3		992504		
13'-17' - LL	10-1/8	R	13	3	48-19640A40	992505		
Up to 14' - LL	10-1/8	R	14	3		992506		

							 031048	Rubber Hub Bushing
		ALUMINUM PROPELLERS						
Boat Description/Length	Dia.	Rot.	Pitch	Bld#	OEM Part No.	Part No.		
13'-17'	10-3/8	R	13	3	48-19640A40	031048		

20-60 HORSEPOWER

Non-Thru Hub Exhaust & 14 Tooth / Pin Drive • Will fit Sailor 6-10 HP engines, as required for RPM

20-25 HP1979-1981 40 HP..... 1992-1994 55 HP ♦♦ 1966-1983
 30 HP.....1966-1976 45 HP..... 1966-1984 60 HP ♦♦ 1966-1975
 35 HP.....1966-1991 50 HP..... 1982-1994

							 072132	Rubber Hub Bushing
		ALUMINUM PROPELLERS						
Boat Description/Length	Dia.	Rot.	Pitch	Bld#	OEM Part No.	Part No.		
16'-17' - AL, SK	10-3/8	R	12-1/2	3	48-819335A40	072132		

FORCE®, CHRYSLER, U.S. MARINE

OUTBOARDS

40-75 HORSEPOWER • 3-1/4" GEARCASE
Thru Hub Exhaust & 13 Tooth Spline

40 HP.....	1995-1998	70 HP.....	1991-1995	75 HP.....	1996-1998
50 HP.....	1995-1998				

ALUMINUM PROPELLERS							
3-BLADE				4-BLADE			
Dia.	Rot.	Pitch	Part No.	Dia.	Rot.	Pitch	Part No.
10-3/8	R	11	992404	11-1/2	R	8	992401
10-3/8	R	12	992405	11-1/2	R	9	992402
10-3/8	R	13	992406				
10-3/8	R	14	992407				
10	R	15	992408				
10	R	16	992409				

ALUMINUM PROPELLERS						
Boat Description/Length	Dia.	Rot.	Pitch	Bld#	OEM Part No.	Part No.
14'-17' - AL, SK	10-3/8	R	13	3	48-73136A40	031017
Up to 15'	10	R	17	3	48-73144A40	031020



Drop-In Hub
Use XHS® Hub Kit 114
Rubber Hub Bushing

75-140 HORSEPOWER • SINGLE EXHAUST UNITS ❖
Non-Thru Hub Exhaust & 15 Tooth Spline

75 HP Std. & Charger.....	1980-1984	105 HP.....	1977-1978; 1982	135 HP.....	1977
85 HP Std. & Charger.....	1978-1989	115 HP Std. & Charger.....	1978-1984	140 HP.....	1978-1984
90 HP.....	1983-1984	120 HP.....	1977		
100 HP.....	1979-1984	125 HP.....	1977; 1982; 1985-1989		

ALUMINUM PROPELLERS						
Boat Description/Length	Dia.	Rot.	Pitch	Bld#	OEM Part No.	Part No.
14'-16' - AL, SK	13-1/4	R	17	3	FPS623	072107
14'-16' - LL	13	R	19	3	FPS625	072108



Rubber Hub Bushing

85-150 HORSEPOWER • DUAL EXHAUST UNITS • 4-1/4" GEARCASE
Thru Hub Exhaust & 15 Tooth Spline

85 HP.....	1988-1989	120 HP.....	1990-1994	150 HP.....	1989-1994
90 HP.....	1990-1994	120 HP L-Drive.....	1989-1991	150 HP L-Drive.....	1991
90 HP L-Drive.....	1989-1991	125 HP.....	1988-1989		

ALUMINUM PROPELLERS									
3-BLADE ALUMINUM PROPELLERS					4-BLADE ALUMINUM PROPELLERS				
Dia.	Rot.	Pitch	Bld#	Part No.	Dia.	Rot.	Pitch	Bld#	Part No.
13-3/4	R	13	4	992212	13-7/8	R	11	4	941411
13-1/2	R	15	4	992213	13-7/8	R	13	4	941413
13-1/4	R	17	4	992214	13-3/8	R	15	4	941415
13	R	19	4	992215	13	R	17	4	941417
13	R	21	4	992216	12-1/2	R	19	4	941419



Drop-In Hub Use XHS II® Hub Kit 202
Do NOT use Gearcase Adapter Ring supplied with propeller.

ALUMINUM PROPELLERS						
Boat Description/Length	Dia.	Rot.	Pitch	Bld#	OEM Part No.	Part No.
17'-22' - AL, SK	13-1/2	R	15	3	48-FP692-1	072127
16'-20' - AL, SK	13-1/2	R	17	3	48-FP685-1	072128



Rubber Hub Bushing

Key to Abbreviations: LL = Light Loads; SB = Sailboat; AL = All Loads; SK = Skiboat; WB = Workboat; HB = Houseboat; CR = Cruisers; HL = Heavy Loads; WD = Weedless

❖❖ Two-piece lower unit.

75-150 HORSEPOWER • USING MERCURY 4-1/4" GEARCASE

75 HP A 1999	120 HP A 1995 & Newer	150 HP m 1989-1994
90 HP A 1995 & Newer	120 HP L-Drive m 1990-1991	150 HP L-Drive 1991
90 HP L-Drive m 1990-1991		



3-BLADE ALUMINUM PROPELLERS					4-BLADE ALUMINUM PROPELLERS					STAINLESS STEEL PROPELLERS					
Dia.	Rot.	Pitch	Bld#	Part No.	Dia.	Rot.	Pitch	Bld#	Part No.	Dia.	Rot.	Pitch	Bld#	OEM Part No.	Part No.
					13-7/8	R	11	4	941411						
13-3/4	R	13	3	992212	13-7/8	R	13	4	941413						
13-1/2	R	15	3	992213	13-3/8	R	15	4	941415	13-3/8	R	15	3		993143
13-1/4	R	17	3	992214	13	R	17	4	941417	13-1/4	R	17	3		993144
13	R	19	3	992215	12-1/2	R	19	4	941419	13-1/8	R	19	3		993145
13	R	21	3	992216						13	R	21	3		993146

Drop-In Hub

Use XHS II® Hub Kit 202

USE Gearcase Adapter Ring supplied with propeller.



Boat Description/Length	ALUMINUM PROPELLERS					
	Dia.	Rot.	Pitch	Bld#	OEM Part No.	Part No.
25' & Up - AL	14	R	11	3	48-77338A45	031154
19'-24' - AL, SK	13-1/2	R	15	3	48-77342A45	031141
17'-20' - AL, SK	13-1/4	R	17	3	48-77344A45	031142
16'-19' - AL, SK	13	R	19	3	48-77346A45	031143
15'-18' - AL, SK	13	R	21	3	48-77348A45	031144



Rubber Hub Bushing

HONDA®

OUTBOARDS

7.5-10 HORSEPOWER

Non-Thru Hub Exhaust & Pin Drive

BF 7.5 1978-1987	BF 8 1987-1999	BF 100 (10 HP) All Years
------------------------	----------------------	--------------------------------



Boat Description/Length	ALUMINUM PROPELLERS					
	Dia.	Rot.	Pitch	Bld#	OEM Part No.	Part No.
14'-16' - LL	9	R	9	3	58130-881-840ZA	012109
12'-14' - LL	9	R	10	3		012011



012011

Rubber Hub Bushing

8-20 HORSEPOWER • 2-1/2" GEARCASE

Thru Hub Exhaust & 8 Tooth Spline

BF 8 TH 2000 & Newer	BF 15 1991 & Newer	BF 20 2003 & Newer
BF 9.9 1988 & Newer		



Boat Description/Length	ALUMINUM PROPELLERS					
	Dia.	Rot.	Pitch	Bld#	OEM Part No.	Part No.
12'-15' - AL	9-1/4	R	9	3	58130-ZV4-009AH	102004
12'-15' - LL	9-1/4	R	10-1/2	3	58130-ZV4-010AH	102005



102004

Rubber Hub Bushing

⚠ Limited Inventory Item.

⚠ Requires special exhaust snout Part No. F744116 for proper fit.

m For dual exhaust units only. Requires thrust washer 23-819057.

A For all units 1995 & Newer. Requires thrust washer 13191A1.


⚙ Pontoon Boat Propeller (Extended Cup)

Key to Abbreviations: LL = Light Loads; SB = Sailboat; AL = All Loads; SK = Skiboat; WB = Workboat; HB = Houseboat; CR = Cruisers; HL = Heavy Loads; WD = Weedless

25-30 HORSEPOWER • 3" GEARCASE

Thru Hub Exhaust & 10 Tooth Spline

BF 25..... 1994 & Newer BF 30..... 1995 & Newer

						
ALUMINUM PROPELLERS						
Boat Description/Length	Dia.	Rot.	Pitch	Bld#	OEM Part No.	Part No.
20' & Up	10-1/2	R	9	3		992501
20' & Up	10-1/2	R	10	3		992502
17'-20' - AL	10-1/2	R	11	3		992503
15'-18' - AL	10-1/8	R	12	3	58130-ZV7-012AH	992504
13'-15' - LL	10-1/8	R	13	3	58130-ZV7-013AH	992505
13'-15' - LL	10-1/8	R	14	3		992506




Drop-In Hub
Use XHS® Hub Kit 119
MUST use Gearcase Adapter Ring supplied with propeller.

35-60 HORSEPOWER • 3-1/4" GEARCASE


Thru Hub Exhaust & 13 Tooth Spline

BF 35..... 1991-1994 BF 45..... 1991-1994 BF 60..... 2010 & Newer
BF 40..... 1995 & Newer BF50/50A..... 1995 & Newer

							
ALUMINUM PROPELLERS							
3-BLADE				4-BLADE			
Dia.	Rot.	Pitch	Part No.	Dia.	Rot.	Pitch	Part No.
10-3/8	R	11	992404	11-1/2	R	8	992401
10-3/8	R	12	992405	11-1/2	R	9	992402
10-3/8	R	13	992406				
10-3/8	R	14	992407				
10	R	15	992408				
10	R	16	992409				





Drop-In Hub
Use XHS® Hub Kit 113
Rubber Hub Bushing

						
ALUMINUM PROPELLERS						
Boat Description/Length	Dia.	Rot.	Pitch	Bld#	OEM Part No.	Part No.
19'-21' - AL, SK	11-3/4	R	10	3	59130-ZV5-860ZA	032045
17'-19' - AL, SK	11-5/8	R	11	3	59130-ZV5-011AH	032044
15'-17' - AL, SK	11-3/8	R	12	3	59130-ZV5-012AH	032043
15'-17' - AL, SK	11-1/8	R	13	3	59130-ZV5-013AH	032042

60-130 HORSEPOWER • 4-1/4" GEARCASE

Thru Hub Exhaust & 15 Tooth Spline

BFP 60..... 2010 & Newer BF 90..... 1995 & Newer BF 130..... 1998-2004
BF 75..... 1995 & Newer BF 115..... 1998-2010

									
3-BLADE ALUMINUM PROPELLERS					4-BLADE ALUMINUM PROPELLERS				
Dia.	Rot.	Pitch	Bld#	Part No.	Dia.	Rot.	Pitch	Bld#	Part No.
					13-7/8	R	11	3	941411
13-3/4	R	13	3	992212	13-7/8	R	13	3	941413
13-1/2	R	15	3	992213	13-3/8	R	15	3	941415
13-1/4	R	17	3	992214	13	R	17	3	941417
13	R	19	3	992215	12-1/2	R	19	3	941419
13	R	21	3	992216					

STAINLESS STEEL PROPELLERS					
Dia.	Rot.	Pitch	Bld#	OEM Part No.	Part No.
13-3/8	R	15	3	58133-ZW1-A15P	993143
13-1/4	R	17	3		993144
13-1/8	R	19	3		993145
13	R	21	3		993146



Drop-In Hub
Use XHS II® Hub Kit 202 / 207
USE Gearcase Adapter Ring supplied with propeller.

Note: For BF 75 & BF 90 HP 1995-1998 engine applications use XHS II® (Drop-In Hub) Kit #202.
For BF 75 & BF 90 HP 1999 & Newer engine applications use XHS II® (Drop-In Hub) Kit #207.
For BFP 60, BF 115 & BF 130 HP 1998 & Newer engine applications use XHS II® (Drop-In Hub) Kit #207.

Key to Abbreviations: LL = Light Loads; SB = Sailboat; AL = All Loads; SK = Skiboat; WB = Workboat; HB = Houseboat; CR = Cruisers; HL = Heavy Loads; WD = Weedless

60-130 HORSEPOWER • 4-1/4" GEARCASE



Thru Hub Exhaust & 15 Tooth Spline



								Rubber Hub Bushing
		ALUMINUM PROPELLERS						
Boat Description/Length	Dia.	Rot.	Pitch	Bld#	OEM Part No.	Part No.		
25' & Up - AL	14	R	11	3	58130-ZW1-011AH	031154		
19'-24' - AL, SK	13-3/4	R	15	3	58130-ZW1-015AH	031141		
17'-20' - AL, SK	13-1/4	R	17	3	58130-ZW1-017AH	031142		
16'-19' - AL, SK	13	R	19	3	58130-ZW1-019AH	031143		
15'-18' - AL, SK	13	R	21	3	58130-ZW1-021AH	031144		

115-250 HORSEPOWER • 4-3/4" GEARCASE

Thru Hub Exhaust & 15 Tooth Spline

BF 1152011 & Newer BF 1502004 & Newer BF 2252002 & Newer
 BF 1352004 & Newer BF 2002002 & Newer BF 2502012 & Newer

								Drop-In Hub Use XHS II® Hub Kit 207
3-BLADE		4-BLADE		STD. 3-BLADE		LG DIAMETER 3-BLADE		
Dia.	Rot. Pitch Part No.	Dia.	Rot. Pitch Part No.	Dia.	Rot. Pitch Part No.	Dia.	Rot. Pitch Part No.	
15-1/4	R 15 992002			14-3/8	R 15 993042			
15	R 17 992003	15	R 16 992202	14-1/4	R 17 993043	15-1/2	R 17 993023	
				14-1/4	L 17 993053			
14-1/2	R 19 992004	14-1/2	R 18 992203	14-1/8	R 19 993044	15-1/4	R 19 993024	
				14-1/8	L 19 993054			
14-1/4	R 21 992005	14	R 20 992204	14	R 21 993045	14-3/4	R 21 993025	
14	R 23 992006			13-7/8	R 23 993046			

								Rubber Hub Bushing
		ALUMINUM PROPELLERS						
Boat Description/Length	Dia.	Rot.	Pitch	Bld#	OEM Part No.	Part No.		
CR, HB	16	R	13	3	58130-ZY3-013A	031022		
21'-24' - AL	15-1/4	R	15	3	58130-ZY3-015A	031023		
20'-23' - AL, SK	16	R	16	3		031051		
19'-23' - AL, SK	14-1/2	R	17	3	58130-ZY3-017A	031024		
19'-23' - AL, SK	15	R	17	3		031064		
19'-22' - AL, SK	15-1/2	R	18	3		031052		
18'-22' - Al, SK	14	R	19	3	58130-ZY3-019A	031025		
18'-22' - Al, SK	14-1/2	R	19	3		031065		
18'-20' - AL, SK	13-3/4	R	21	3	58130-ZY3-021A	031026		
18'-20' - AL, SK	14-1/4	R	21	3		031066		



MERCURY®, MARINER®

OUTBOARDS

6-15 HORSEPOWER • 2-1/2" GEARCASE

Thru Hub Exhaust & 8 Tooth Spline



6 HP 2-Stroke (Includes Merc 6)1986-2002	9.9 HP 4-Stroke (Not Bigfoot) 1995-2004	15 HP 2-Stroke 1989-2005
8 HP 2-Stroke (Includes Merc 8)1986-2005	10 HP1995 & Newer	15 HP 4-Stroke 1999-2006
8 HP 4-Stroke (Not Bigfoot)1995-2004	10 HP (Sea Pro/Marathon) 1995-2001	
9.9 HP 2-Stroke (Includes Merc 9.9)1986-2005	15 HP (Sea Pro/Marathon) 1995-2001	


		 <p>032052</p>	<p>Rubber Hub Bushing</p>											
<p>ALUMINUM PROPELLERS</p>														
<p>Boat Description/Length</p>	<table border="1" style="width:100%; border-collapse: collapse;"> <thead> <tr> <th>Dia.</th> <th>Rot.</th> <th>Pitch</th> <th>Bld#</th> <th>OEM Part No.</th> <th>Part No.</th> </tr> </thead> <tbody> <tr> <td>14'-18' - AL</td> <td>9</td> <td>R</td> <td>9</td> <td>3</td> <td>48-828156A12</td> <td>032052</td> </tr> </tbody> </table>			Dia.	Rot.	Pitch	Bld#	OEM Part No.	Part No.	14'-18' - AL	9	R	9	3
Dia.	Rot.	Pitch	Bld#	OEM Part No.	Part No.									
14'-18' - AL	9	R	9	3	48-828156A12	032052								

9.9-25 HORSEPOWER • 3" GEARCASE

Thru Hub Exhaust & 10 Tooth Spline

9.9 HP 4-Stroke Bigfoot/Sail1999-2005	20 HP 2-Stroke (Mercury®) 1986-2002	25 HP 2-Stroke (Mariner®)1985 & Newer
15 HP 4-Stroke Bigfoot/Sail1999-2005	25 HP 2-Stroke (Mercury®) 1980-2005	25 HP (Sea Pro/Marathon)All Years
18 HP (Mercury®)1980-1985		



		 <p>992504 Vortex® XHS® Aluminum Propeller</p>	<p>Drop-In Hub</p> <p>Use XHS® Hub Kit 120</p> <p><small>MUST use Gearcase Adapter Ring supplied with propeller.</small></p>																																												
<p>ALUMINUM PROPELLERS</p>																																															
<p>Boat Description/Length</p>	<table border="1" style="width:100%; border-collapse: collapse;"> <thead> <tr> <th>Dia.</th> <th>Rot.</th> <th>Pitch</th> <th>Bld#</th> <th>OEM Part No.</th> <th>Part No.</th> </tr> </thead> <tbody> <tr> <td>10-1/2</td> <td>R</td> <td>9</td> <td>3</td> <td></td> <td>992501</td> </tr> <tr> <td>10-1/2</td> <td>R</td> <td>10</td> <td>3</td> <td></td> <td>992502</td> </tr> <tr> <td>15'-19'</td> <td>10-1/2</td> <td>R</td> <td>11</td> <td>3</td> <td>48-19638A40</td> <td>992503</td> </tr> <tr> <td>13'-17'</td> <td>10-1/8</td> <td>R</td> <td>12</td> <td>3</td> <td>48-19639A40</td> <td>992504</td> </tr> <tr> <td>13'-17'</td> <td>10-1/8</td> <td>R</td> <td>13</td> <td>3</td> <td>48-19640A40</td> <td>992505</td> </tr> <tr> <td>Up to 14'</td> <td>10-1/8</td> <td>R</td> <td>14</td> <td>3</td> <td></td> <td>992506</td> </tr> </tbody> </table>			Dia.	Rot.	Pitch	Bld#	OEM Part No.	Part No.	10-1/2	R	9	3		992501	10-1/2	R	10	3		992502	15'-19'	10-1/2	R	11	3	48-19638A40	992503	13'-17'	10-1/8	R	12	3	48-19639A40	992504	13'-17'	10-1/8	R	13	3	48-19640A40	992505	Up to 14'	10-1/8	R	14	3
Dia.	Rot.	Pitch	Bld#	OEM Part No.	Part No.																																										
10-1/2	R	9	3		992501																																										
10-1/2	R	10	3		992502																																										
15'-19'	10-1/2	R	11	3	48-19638A40	992503																																									
13'-17'	10-1/8	R	12	3	48-19639A40	992504																																									
13'-17'	10-1/8	R	13	3	48-19640A40	992505																																									
Up to 14'	10-1/8	R	14	3		992506																																									

		<p>Rubber Hub Bushing</p>												
<p>ALUMINUM PROPELLERS</p>														
<p>Boat Description/Length</p>	<table border="1" style="width:100%; border-collapse: collapse;"> <thead> <tr> <th>Dia.</th> <th>Rot.</th> <th>Pitch</th> <th>Bld#</th> <th>OEM Part No.</th> <th>Part No.</th> </tr> </thead> <tbody> <tr> <td>13'-17'</td> <td>10-3/8</td> <td>R</td> <td>13</td> <td>3</td> <td>48-19640A40</td> <td>031048</td> </tr> </tbody> </table>		Dia.	Rot.	Pitch	Bld#	OEM Part No.	Part No.	13'-17'	10-3/8	R	13	3	48-19640A40
Dia.	Rot.	Pitch	Bld#	OEM Part No.	Part No.									
13'-17'	10-3/8	R	13	3	48-19640A40	031048								

15-25 HORSEPOWER • MARINER

Non-Thru Hub Exhaust & Pin Drive



15 HP1976-1981	W15 1977-1985	25 HP 1977-1979
15A1979-1982	20 HP 1976-1979	

		 <p>012011</p>	<p>Rubber Hub Bushing</p>																		
<p>ALUMINUM PROPELLERS</p>																					
<p>Boat Description/Length</p>	<table border="1" style="width:100%; border-collapse: collapse;"> <thead> <tr> <th>Dia.</th> <th>Rot.</th> <th>Pitch</th> <th>Bld#</th> <th>OEM Part No.</th> <th>Part No.</th> </tr> </thead> <tbody> <tr> <td>12'-14' - HL</td> <td>9</td> <td>R</td> <td>9</td> <td>3</td> <td></td> <td>012109</td> </tr> <tr> <td>12'-14' - HL</td> <td>9</td> <td>R</td> <td>10</td> <td>3</td> <td>48-96625</td> <td>012011</td> </tr> </tbody> </table>			Dia.	Rot.	Pitch	Bld#	OEM Part No.	Part No.	12'-14' - HL	9	R	9	3		012109	12'-14' - HL	9	R	10	3
Dia.	Rot.	Pitch	Bld#	OEM Part No.	Part No.																
12'-14' - HL	9	R	9	3		012109															
12'-14' - HL	9	R	10	3	48-96625	012011															

25-30 HORSEPOWER • MARINER • 3" GEARCASE


Thru Hub Exhaust & 10 Tooth Spline

25 HP1980-1984	28 HP 1976-1979	30 HP 1979-1990
----------------------	-----------------------	-----------------------

		 <p>022001</p>	<p>Rubber Hub Bushing</p>																		
<p>ALUMINUM PROPELLERS</p>																					
<p>Boat Description/Length</p>	<table border="1" style="width:100%; border-collapse: collapse;"> <thead> <tr> <th>Dia.</th> <th>Rot.</th> <th>Pitch</th> <th>Bld#</th> <th>OEM Part No.</th> <th>Part No.</th> </tr> </thead> <tbody> <tr> <td>16'-18' - AL, SK</td> <td>9-7/8</td> <td>R</td> <td>9</td> <td>3</td> <td>48-81647</td> <td>022001</td> </tr> <tr> <td>14'-17' - AL, SK</td> <td>9-7/8</td> <td>R</td> <td>10-1/2</td> <td>3</td> <td>48-81649</td> <td>022002</td> </tr> </tbody> </table>			Dia.	Rot.	Pitch	Bld#	OEM Part No.	Part No.	16'-18' - AL, SK	9-7/8	R	9	3	48-81647	022001	14'-17' - AL, SK	9-7/8	R	10-1/2	3
Dia.	Rot.	Pitch	Bld#	OEM Part No.	Part No.																
16'-18' - AL, SK	9-7/8	R	9	3	48-81647	022001															
14'-17' - AL, SK	9-7/8	R	10-1/2	3	48-81649	022002															

25-30 HORSEPOWER 4-STROKE • MERCURY • 3" GEARCASE
Thru Hub Exhaust & 10 Tooth Spline

25 HP 4-Stroke (Not Bigfoot)2006 & Newer 30 HP 4-Stroke (Not Bigfoot)2006 & Newer

Boat Description/Length	 ALUMINUM PROPELLERS					
	Dia.	Rot.	Pitch	Bld#	OEM Part No.	Part No.
	16'-20' - AL	10-1/2	R	9	3	
14'-18' - AL	10-1/2	R	10	3		992502
14'-18' - AL	10-1/2	R	11	3		992503
14'-18' - AL	10-1/8	R	12	3		992504
12'-16' - AL	10-1/8	R	13	3		992505
12'-16' - AL	10-1/8	R	14	3		992506




Drop-In Hub


Use XHS® Hub Kit 122

MUST use Gearcase Adapter Ring supplied with propeller.

40-65 HORSEPOWER • 3-1/4" GEARCASE
Thru Hub Exhaust & 13 Tooth Spline

40 HP (Model 402)1974-1976 60 HP (Mariner®)1976 65 HP (Model 650) 1972-1976
50 HP (Model 500)1974-1976

 ALUMINUM PROPELLERS						
3-BLADE				4-BLADE		
Dia.	Rot.	Pitch	Part No.	Dia.	Rot.	Part No.
				11-1/2	R	992401
				11-1/2	R	992402
10-3/8	R	11	992404			
10-3/8	R	12	992405			
10-3/8	R	13	992406			
10-3/8	R	14	992407			
10	R	15	992408			
10	R	16	992409			

Boat Description/Length	 ALUMINUM PROPELLERS					
	Dia.	Rot.	Pitch	Bld#	OEM Part No.	Part No.
	19'-22' - AL	11-3/4	R	10	3	48-61812A1
17'-19' - AL, SK	11-5/8	R	11	3	48-61814A1	032044
16'-17' - AL, SK	11-3/8	R	12	3	48-61816A1	032043
14'-16' - LL	11-1/8	R	13	3	48-61818A1	032042



Drop-In Hub

Use XHS® Hub Kit 114

Rubber Hub Bushing

Use OEM Fwd Washer 65758
Aft Washer 62124

MERCURY®, MARINER®

OUTBOARDS

25-70 HORSEPOWER • 3-1/4" GEARCASE

Thru Hub Exhaust & 13 Tooth Spline • Vortex® & Apollo® Propellers are Not Compatible with Mercury's Reflex® Hub System.

25 HP 4-Stroke/Bigfoot1999-2005	40 HP 4-Stroke (Not Bigfoot)1997 & Newer	50 HP 4-Stroke (Not Bigfoot).....1995 & Newer
30 HP 2-Stroke1994-2002	40 HP (Sea Pro/Marathon)1977 & Newer	55 HP (Mercury/Sea Pro/Marathon)1995 & Newer
30 HP 4-Stroke1999-2005	45 HP1986-1989	60 HP 2-Stroke1978 & Newer
30 HP (Sea Pro/Marathon)1994 & Newer	48 HP (Mariner®)All Years	60 HP 4-Stroke (Not Bigfoot).....2001 & Newer
35 HP1984-1989	50 HP 2-Stroke (Includes Model 500) ..1977 & Newer	70 HP (Includes Model 700).....Thru 1983
40 HP 2-Stroke (Includes Model 402)1977 & Newer		



ALUMINUM PROPELLERS

3-BLADE				4-BLADE			
Dia.	Rot.	Pitch	Part No.	Dia.	Rot.	Pitch	Part No.
10-3/8	R	11	992404	11-1/2	R	8	992401
10-3/8	R	12	992405	11-1/2	R	9	992402
10-3/8	R	13	992406				
10-3/8	R	14	992407				
10	R	15	992408				
10	R	16	992409				



Drop-In Hub

Use XHS® Hub Kit 114



ALUMINUM PROPELLERS

Boat Description/Length	Dia.	Rot.	Pitch	Bld#	OEM Part No.	Part No.
14'-17' - AL, SK	10-3/8	R	13	3	48-73136A40	031017
Up to 15'	10	R	17	3	48-73144A40	031020



Rubber Hub Bushing

40-140 HORSEPOWER • 4-1/4" GEARCASE

Thru Hub Exhaust & 15 Tooth Spline

40 & 50 HP 4-Stroke / Bigfoot All Years	80 HP1978-1989	100 HP1988 & Newer
60 HP 4-Stroke / Bigfoot1995 & Newer	80 HP (Mariner®)1978-1983	115 HP (Yamaha®).....1978-1983
60 HP (Sea Pro/Marathon).....1995 & Newer	80 HP (Model 800; 2 & 4 Cyl.).....Thru 1977	115 HP1978 & Newer
65 HP (Model 650 - 2 Cyl.) Thru 1971	80 HP (Yamaha®)1977-1983	115 HP 4-Stroke.....2001 & Newer
65 HP (Model 650 - 4 Cyl.)1961-1970	85 HP (Model 850; 2 & 4 Cyl.)Thru 1977	125 HP1994-2005
70 HP1987-1989	90 HP (Yamaha®)1978-1983	140 HP (Includes Sea Pro/Offshore)1978-1981
75 HP (Sea Pro/Marathon)All Years	90 HP 2-Stroke1978 & Newer	140 HP (Yamaha®)1978-1979
75 HP 2-Stroke1984-2005	90 HP 4-Stroke2001 & Newer	Models 900-1150-1500Thru 1977
75 HP 4-Stroke2001 & Newer		Includes EFI engines.



3-BLADE ALUMINUM PROPELLERS					4-BLADE ALUMINUM PROPELLERS					STAINLESS STEEL PROPELLERS					
Dia.	Rot.	Pitch	Bld#	Part No.	Dia.	Rot.	Pitch	Bld#	Part No.	Dia.	Rot.	Pitch	Bld#	OEM Part No.	Part No.
					13-7/8	R	11	4	941411						
13-3/4	R	13	3	992212	13-7/8	R	13	4	941413						
13-1/2	R	15	3	992213	13-3/8	R	15	4	941415	13-3/8	R	15	3	✳ 993143	
13-1/4	R	17	3	992214	13	R	17	4	941417	13-1/4	R	17	3	✳ 993144	
13	R	19	3	992215	12-1/2	R	19	4	941419	13-1/8	R	19	3	✳ 993145	
13	R	21	3	992216						13	R	21	3	✳ 993146	

Drop-In Hub

Use XHS II® Hub Kit 202

USE Gearcase Adapter Ring supplied with propeller.

ALUMINUM PROPELLERS

Boat Description/Length	Dia.	Rot.	Pitch	Bld#	OEM Part No.	Part No.
25' & Up - AL	14	R	11	3	48-77338A45	031154
19'-24' - AL, SK	13-1/2	R	15	3	48-77342A45	031141
17'-20' - AL, SK	13-1/4	R	17	3	48-77344A45	031142
16'-19' - AL, SK	13	R	19	3	48-77346A45	031143
15'-18' - AL, SK	13	R	21	3	48-77348A45	031144



Rubber Hub Bushing

135-300 HORSEPOWER • V-6 (4-3/4") GEARCASE

Thru Hub Exhaust & 15 Tooth Spline

135 HP..... 1987 & Newer
 150 HP..... 1978 & Newer
 150 HP (Yamaha®)..... 1979-1983
 175 HP..... 1978 & Newer

Add 4" Pitch for Twin Motors
 Includes DFI, EFI, Magnum, Offshore,
 Optimax, Sea Pro XRI, Marathon & Verado.

175 HP (Yamaha®)..... 1978-1979
 200 HP..... 1978 & Newer
 220 HP..... 1987-1988
 225 HP..... 1980 & Newer
 225 HP (Sea Pro/Marathon)..... All Years
 250 HP..... 1994 & Newer

275 HP..... 1990-1994
 300 HP..... 1983; 1999 & Newer
 3.4 Litre..... 1984-1986

*For engines 300 HP or higher, use "High Horsepower Sleeve" (P/N 991372).



3-BLADE				4-BLADE				STD. 3-BLADE				LG DIAMETER 3-BLADE			
Dia.	Rot.	Pitch	Part No.	Dia.	Rot.	Pitch	Part No.	Dia.	Rot.	Pitch	Part No.	Dia.	Rot.	Pitch	Part No.
15-1/4	R	15	992002					14-3/8	R	15	✳ 993042				
15	R	17	992003	15	R	16	992202	14-1/4	R	17	✳ 993043	15-1/2	R	17	✳ 993023
								14-1/4	L	17	✳ 993053				
14-1/2	R	19	992004	14-1/2	R	18	992203	14-1/8	R	19	✳ 993044	15-1/4	R	19	✳ 993024
								14-1/8	L	19	✳ 993054				
14-1/4	R	21	992005	14	R	20	992204	14	R	21	✳ 993045	14-3/4	R	21	✳ 993025
14	R	23	992006					13-7/8	R	23	✳ 993046				



Drop-In Hub
 Use XHS II® Hub Kit 202



ALUMINUM PROPELLERS

Boat Description/Length	Dia.	Rot.	Pitch	Bld#	OEM Part No.	Part No.
CR, HB	16	R	13	3	48-78114A45	031022
21'-24' - AL	15-1/4	R	15	3	48-78116A45	031023
20'-23' - AL, SK	16	R	16	3	48-16440A45	031051
19'-23' - AL, SK	14-1/2	R	17	3	48-78118A40	031024
19'-23' - AL, SK	15	R	17	3	48-832828A45	031064
19'-22' - AL, SK	15-1/2	R	18	3	48-11324A45	031052
18'-22' - AL, SK	14	R	19	3	48-78120A40	031025
18'-22' - AL, SK	14-1/2	R	19	3	48-832830A45	031065
18'-20' - AL, SK	13-3/4	R	21	3	48-78122A40	031026
18'-20' - AL, SK	14-1/4	R	21	3	48-832832A45	031066



Rubber Hub Bushing

✳ To avoid damage or injury, replace standard trim tab with trim tab 822777A1.

NISSAN®, TOHATSU®

OUTBOARDS

25-30 HORSEPOWER • 3" GEARCASE

Thru Hub Exhaust & 10 Tooth Spline

25 HP..... 1986-2001
 25 HP 4-Stroke..... 2002 & Newer

30 HP..... 1985-2001

30 HP 4-Stroke..... 2002 & Newer



ALUMINUM PROPELLERS

Boat Description/Length	Dia.	Rot.	Pitch	Bld#	OEM Part No.	Part No.
16'-20' - AL	10-1/2	R	9	3	346-64101-5	992501
14'-18' - AL	10-1/2	R	10	3	346-64102-5	992502
14'-18' - AL	10-1/2	R	11	3	346-64103-5	992503
14'-18' - AL	10-1/8	R	12	3		992504
12'-16' - AL	10-1/8	R	13	3	346-64104-5	992505
12'-16' - AL	10-1/8	R	14	3		992506



Drop-In Hub
 Use XHS® Hub Kit 122
 MUST use Gearcase Adapter Ring supplied with propeller.

✳ Nissan OEM Part Number Listed First / Tohatsu OEM Part Number Listed Second

Key to Abbreviations: LL = Light Loads; SB = Sailboat; AL = All Loads; SK = Skiboat; WB = Workboat; HB = Houseboat; CR = Cruisers; HL = Heavy Loads; WD = Weedless

NISSAN®, TOHATSU®

OUTBOARDS

35-50 HORSEPOWER • 3-1/4" GEARCASE

Thru Hub Exhaust & 13 Tooth Spline

35 HP (35B Only) Thru 1984 40 HP (Includes TLDI)..... 1984 & Newer 50 HP (Except 50C - Includes TLDI)... 1992 & Newer



ALUMINUM PROPELLERS

3-BLADE				4-BLADE			
Dia.	Rot.	Pitch	Part No.	Dia.	Rot.	Pitch	Part No.
10-3/8	R	11	992404	11-1/2	R	8	992401
10-3/8	R	12	992405	11-1/2	R	9	992402
10-3/8	R	13	992406				
10-3/8	R	14	992407				
10	R	15	992408				
10	R	16	992409				



Drop-In Hub

Use XHS® Hub Kit

116

50-70 HORSEPOWER • 3-1/4" GEARCASE

Thru Hub Exhaust & 13 Tooth Spline

50 HP (50C Only) 1987-1991 60A 1986-1999 70A & 70B 1981-1995
55 HP 1981-1988



ALUMINUM PROPELLERS

3-BLADE				4-BLADE			
Dia.	Rot.	Pitch	Part No.	Dia.	Rot.	Pitch	Part No.
11-3/4	R	13	992301	11-1/2	R	8	992401
11-3/4	R	15	992302	11-1/2	R	9	992402
11-3/4	R	17	992303				



992303

Vortex® XHS® Aluminum Propeller



992402

Vortex® XHS® Aluminum Propeller

Drop-In Hub

Use XHS® Hub Kit

112

60-140 HORSEPOWER • 4-1/4" GEARCASE

Thru Hub Exhaust & 15 Tooth Spline

60C (Large Gearcase) Thru 1999 90 HP 1987-2001 120 HP 1988-2003
70C (Large Gearcase) Thru 2002 90 HP TLDI 2001 & Newer 140 HP 1988-2003
70 HP TLDI 2002-2009 115 HP 1992-2001
75 HP TLDI 2010 & Newer 115 HP TLDI 2004 & Newer



3-BLADE ALUMINUM PROPELLERS					4-BLADE ALUMINUM PROPELLERS					STAINLESS STEEL PROPELLERS					
Dia.	Rot.	Pitch	Bld#	Part No.	Dia.	Rot.	Pitch	Bld#	Part No.	Dia.	Rot.	Pitch	Bld#	OEM Part No.	Part No.
					13-7/8	R	11	4	941411						
13-3/4	R	13	3	992212	13-7/8	R	13	4	941413						
13-1/2	R	15	3	992213	13-3/8	R	15	4	941415	13-3/8	R	15	3	PT70115P15	993143
13-1/4	R	17	3	992214	13	R	17	4	941417	13-1/4	R	17	3	NM889610170	993144
13	R	19	3	992215	12-1/2	R	19	4	941419	13-1/8	R	19	3		993145
13	R	21	3	992216						13	R	21	3		993146

Drop-In Hub

Use XHS II® Hub Kit

209

USE Gearcase Adapter Ring supplied with propeller.


Ⓢ Limited Inventory Item.

Key to Abbreviations: LL = Light Loads; SB = Sailboat; AL = All Loads; SK = Skiboat; WB = Workboat; HB = Houseboat; CR = Cruisers; HL = Heavy Loads; WD = Weedless

20-30 HORSEPOWER • 3" GEARCASE

Thru Hub Exhaust & 10 Tooth Spline

DT 20 ☆.....1985-1986	DT 25C.....1989-2000	DT 30 ☆.....1987-1997
DT 20.....1987-1988	DF 25 4-Stroke (Includes V-Twin).....2000 & Newer	DT 30C.....1987-1997
DT 25 ☆.....1985-1986	DF 25R.....2010 & Newer	DF 30 4-Stroke.....2000-2007
DT 25.....1987-1988	DT 30 ☆.....1983-1996	

						
ALUMINUM PROPELLERS						
Boat Description/Length	Dia.	Rot.	Pitch	Bld#	OEM Part No.	Part No.
20' & Up - AL	10-1/2	R	9	3	58100-96370-019	992501
18'-20' - AL	10-1/2	R	10	3	58100-96470-019	992502
16'-18' - AL	10-1/2	R	11	3	58100-96420-019	992503
14'-16' - AL	10-1/8	R	12	3	58100-96480-019	992504
14'-16' - AL	10-1/8	R	13	3	58100-96490-019	992505
14'-16' - LL	10-1/8	R	14	3		992506



Drop-In Hub


Use XHS® Hub Kit **121**

MUST use Gearcase Adapter Ring supplied with propeller.

35-65 HORSEPOWER • 3-1/4" GEARCASE

Thru Hub Exhaust & 13 Tooth Spline


DT 35C.....1987-1989	DT 50 & 50M.....1983-1984	DT 60.....1983-1984
DT 40.....1983-1998	DF 50 4-Stroke.....1999-2010	DF 60A 4-Stroke.....2010 & Newer
DF 40 4-Stroke.....1999-2010	DF 50A 4-Stroke.....2011 & Newer	DT 65.....1985-1997
DF 40A 4-Stroke.....2011 & Newer	DT 55.....1985-1997	

							
ALUMINUM PROPELLERS							
3-BLADE				4-BLADE			
Dia.	Rot.	Pitch	Part No.	Dia.	Rot.	Pitch	Part No.
				11-1/2	R	8	992401
				11-1/2	R	9	992402
10-3/8	R	11	992404				
10-3/8	R	12	992405				
10-3/8	R	13	992406				
10-3/8	R	14	992407				
10	R	15	992408				
10	R	16	992409				



Drop-In Hub

Use XHS® Hub Kit **115**

						
ALUMINUM PROPELLERS						
Boat Description/Length	Dia.	Rot.	Pitch	Bld#	OEM Part No.	Part No.
18'-21' - AL	11-3/4	R	10	3	58100-88L10-019	032045
17'-19' - AL	11-5/8	R	11	3	58100-88L21-019	032044
16'-18' - LL	11-3/8	R	12	3	58100-88L31-019	032043
14'-16' - LL	11-1/8	R	13	3	58100-88L41-019	032042





Rubber Hub Bushing

60-140 HORSEPOWER • 4-1/4" GEARCASE

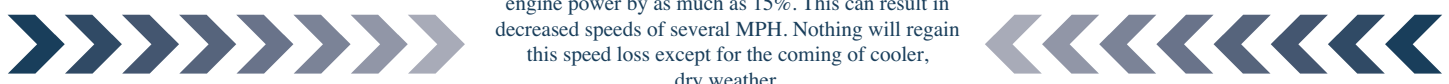
Thru Hub Exhaust & 13 Tooth Spline

DF 60 4-Stroke.....1998-2009	DT 85.....1979-2000	DT 115.....1981-2001
DF 70 4-Stroke.....1998-2008	DT 90.....1989-1997	DT 140.....1981-2001
DT 75.....1983-1997	DT 100.....1989-2000	

										Drop-In Hub Use XHS II® Hub Kit 210 Do NOT use Gearcase Adapter Ring supplied with propeller.						
3-BLADE ALUMINUM PROPELLERS					4-BLADE ALUMINUM PROPELLERS						STAINLESS STEEL PROPELLERS					
Dia.	Rot.	Pitch	Bld#	Part No.	Dia.	Rot.	Pitch	Bld#	Part No.		Dia.	Rot.	Pitch	Bld#	OEM Part No.	Part No.
					13-7/8	R	11	4	941411							
13-3/4	R	13	3	992212	13-7/8	R	13	4	941413							
13-1/2	R	15	3	992213	13-3/8	R	15	4	941415	13-3/8	R	15	3		993143	
13-1/4	R	17	3	992214	13	R	17	4	941417	13-1/4	R	17	3		993144	
13	R	19	3	992215	12-1/2	R	19	4	941419	13-1/8	R	19	3		993145	
13	R	21	3	992216						13	R	21	3		993146	

Did You Know?

The combined heat and humidity of summer reduces engine power by as much as 15%. This can result in decreased speeds of several MPH. Nothing will regain this speed loss except for the coming of cooler, dry weather.



☆ Use stopper 57632-96400 (For rubber hub propeller only)

70-140 HORSEPOWER (4-STROKE) • 4-1/4" GEARCASE

Thru Hub Exhaust & 15 Tooth Spline

DF 70A 4-Stroke2009 & Newer	DF 90A 4-Stroke2009 & Newer	DF 115A 4-Stroke2013 & Newer
DF 80A 4-Stroke2009 & Newer	DF 100 4-Stroke2009 & Newer	DF 140 4-Stroke2002-2012
DF 90 4-Stroke2001-2008	DF 115 4-Stroke2001-2012	DF 140A 4-Stroke2013 & Newer



3-BLADE ALUMINUM PROPELLERS					4-BLADE ALUMINUM PROPELLERS					STAINLESS STEEL PROPELERS					
Dia.	Rot.	Pitch	Bld#	Part No.	Dia.	Rot.	Pitch	Bld#	Part No.	Dia.	Rot.	Pitch	Bld#	OEM Part No.	Part No.
14	R	11	3	992209	13-7/8	R	11	4	941411						
13-3/4	R	13	3	992212	13-7/8	R	13	4	941413						
13-1/2	R	15	3	992213	13-3/8	R	15	4	941415	13-3/8	R	15	3		993143
										13-3/8	L	15	3		993153
13-1/4	R	17	3	992214	13	R	17	4	941417	13-1/4	R	17	3		993144
										13-1/4	L	17	3		993154
13	R	19	3	992215	12-1/2	R	19	4	941419	13-1/8	R	19	3		993145
										13-1/8	L	19	3		993155
13	R	21	3	992216						13	R	21	3		993146
										13	L	21	3		993156

Drop-In Hub

Use XHS II® Hub Kit 225 / 226 / 227*

USE Gearcase Adapter Ring supplied with propeller.

Note: For DF 90 / DF 100 / DF 115 HP 4-Stroke engine applications use XHS II® (Drop-In Hub) Kit #225.
For DF 115A / DF 140 HP / DF 140A 4-Stroke engine applications use XHS II® (Drop-In Hub) Kit #226.
For DF 70A / 80A / 90A applications use XHS II® (Drop-In Hub) Kit #227.

150-300 HORSEPOWER • 4-3/4" GEARCASE

Thru Hub Exhaust & 15 Tooth Spline

DT 1501986-2003	DT 2001986-2000	DF 225 4-StrokeⓄ2004 & Newer
DF 150 4-Stroke2006 & Newer	DF 200 4-StrokeⓄ2004 & Newer	DF 250 4-StrokeⓄ2004 & Newer
DT 1751987-1992	DT 2251986-2003	DF 300 4-StrokeⓄ2007 & Newer
DF 175 4-Stroke2006 & Newer		

Ⓞ Listed propeller diameters are slightly less than original equipment propeller.
*For engines 300 HP or higher, use "High Horsepower Sleeve" (P/N 991372).

3-BLADE				4-BLADE				STD. 3-BLADE				LG DIAMETER 3-BLADE			
Dia.	Rot.	Pitch	Part No.	Dia.	Rot.	Pitch	Part No.	Dia.	Rot.	Pitch	Part No.	Dia.	Rot.	Pitch	Part No.
15-1/4	R	15	992002					14-3/8	R	15	993042				
15	R	17	992003	15	R	16	992202	14-1/4	R	17	993043	15-1/2	R	17	993023
								14-1/4	L	17	993053				
14-1/2	R	19	992004	14-1/2	R	18	992203	14-1/8	R	19	993044	15-1/4	R	19	993024
								14-1/8	L	19	993054				
14-1/4	R	21	992005	14	R	20	992204	14	R	21	993045	14-3/4	R	21	993025
14	R	23	992006					13-7/8	R	23	993046				

Drop-In Hub

Use XHS II® Hub Kit 204



Being a smart boater means always carrying a spare propeller, cotter pin, and shaft nut on board your boat. If you have questions about the best propeller for your boat, give our staff a call. We'll be glad to help!

☆ Use stopper 57632-96400 (For rubber hub propeller only)

8 HORSEPOWER

Non-Thru Hub Exhaust & Pin Drive



8 HP.....1976-1983

							 012008	Rubber Hub Bushing
		ALUMINUM PROPELLERS						
Boat Description/Length	Dia.	Rot.	Pitch	Bld#	OEM Part No.	Part No.		
14'-16' - AL	8-1/4	R	8	3		012008		

9.9-20 HORSEPOWER • 2-1/2" GEARCASE

Thru Hub Exhaust & 8 Tooth Spline • Replaces Yamaha® "J" Series Propellers



9.9 HP 2-Stroke1984-2009 15 HP 2-Stroke 1984-2009 F15 C2007 & Newer
 F9.9 4-Stroke..... 1986 & Newer F15 4-Stroke1998 & Newer F20 4-Stroke2007 & Newer

							 102004	Rubber Hub Bushing
		ALUMINUM PROPELLERS						
Boat Description/Length	Dia.	Rot.	Pitch	Bld#	OEM Part No.	Part No.		
12'-15' - AL	9-1/4	R	9	3	63V-45945-10-00	102004		
12'-15' - AL	9-1/4	R	10-1/2	3	683-45943-00-00	102005		

15-28 HORSEPOWER

Non-Thru Hub Exhaust & Pin Drive



15A & W15 HP1976-1983 25 HP 2 Cyl. 1977-1979 28 HP 1976-1978
 20 HP.....1976-1978


							 012011	Rubber Hub Bushing
		ALUMINUM PROPELLERS						
Boat Description/Length	Dia.	Rot.	Pitch	Bld#	OEM Part No.	Part No.		
12'-14' - HL	9	R	9	3		012109		
12'-14' - HL	9	R	10	3	651-45947-00-36	012011		

20-30 HORSEPOWER • 3" GEARCASE

Thru Hub Exhaust & 10 Tooth Spline • Replaces Yamaha® "F" Series Propellers

20 HP.....1996-1997 F25 4-Stroke..... 1998-2006; 2010 & Newer 30 HP 1983-2002
 25 HP..... 1980 & Newer

							 992504 Vortex® XHS® Aluminum Propeller	Drop-In Hub Use XHS® Hub Kit 123 <small>MUST use Gearcase Adapter Ring supplied with propeller.</small>
		ALUMINUM PROPELLERS						
Boat Description/Length	Dia.	Rot.	Pitch	Bld#	OEM Part No.	Part No.		
16'-18' - AL	10-1/2	R	9	3		992501		
14'-17' - AL	10-1/2	R	10	3		992502		
14'-17' - AL	10-1/2	R	11	3		992503		
13'-16' - LL	10-1/8	R	12	3		992504		
13'-16' - LL	10-1/8	R	13	3		992505		
13'-16' - LL	10-1/8	R	14	3		992506		

							Rubber Hub Bushing
		ALUMINUM PROPELLERS					
Boat Description/Length	Dia.	Rot.	Pitch	Bld#	OEM Part No.	Part No.	
16'-18' - AL	9-7/8	R	9	3	664-45941-01-00	022001	
14'-17' - AL	9-7/8	R	10-1/2	3	664-45945-00-00	022002	

Key to Abbreviations: LL = Light Loads; SB = Sailboat; AL = All Loads; SK = Skiboat; WB = Workboat; HB = Houseboat; CR = Cruisers; HL = Heavy Loads; WD = Weedless

25-60 HORSEPOWER • 3-1/4" GEARCASE

Thru Hub Exhaust & 13 Tooth Spline • Replaces Yamaha® "G" Series Propellers

T25 HP2010 & Newer	48 HP 1995-2000	55 HP 1976-1995
F30 4-Stroke2001-2005	50 HP (Not T50) 1984 & Newer	60 HP 1976-1991
40 HP (Includes 40C) 1984 & Newer	F50 4-Stroke 1995 & Newer	F60 4-Stroke 1999 & Newer
F40 4-Stroke 1999 & Newer		



ALUMINUM PROPELLERS

3-BLADE				4-BLADE			
Dia.	Rot.	Pitch	Part No.	Dia.	Rot.	Pitch	Part No.
10-3/8	R	11	992404	11-1/2	R	8	992401
10-3/8	R	12	992405	11-1/2	R	9	992402
10-3/8	R	13	992406				
10-3/8	R	14	992407				
10	R	15	992408				
10	R	16	992409				

Drop-In Hub

Use XHS® Hub Kit 117



ALUMINUM PROPELLERS

Boat Description/Length	Dia.	Rot.	Pitch	Bld#	OEM Part No.	Part No.
19'-22' - LL	11-3/4	R	10	3		032045
17'-19' - AL, SK	11-5/8	R	11	3	69W-45947-00-00	032044
16'-17' - AL, SK	11-3/8	R	12	3	69W-45952-00-00	032043
14'-16' - AL, SK	11-1/8	R	13	3	69W-45945-00-00	032042

Rubber Hub Bushing

50-130 HORSEPOWER • 4-1/4" GEARCASE

Thru Hub Exhaust & 15 Tooth Spline • Replaces Yamaha® "K" Series Propellers

T50 HP 1996 & Newer	75 HP (Includes C75/E75/P75) 1994-1999	90 HP (Includes C90) 1984 & Newer
T60 HP 2003 & Newer	80 HP 1997	F100 4-Stroke 1999-2002
60 HP (Includes C60/E60/P60) 1992-2005	F80 4-Stroke 1999-2002	F115 4-Stroke 2000 & Newer
F70 4-Stroke 2010 & Newer	85 HP 1991-1997	115 HP (Includes C115/P115) 1984 & Newer
70 HP 1984 & Newer	F90 4-Stroke 1999 & Newer	130 HP 1984-2003
F75 4-Stroke 2003 & Newer	* Trim Tab 6E5-45371-10-00 is required when using the Apollo propeller on Yamaha V-4 engines, 50-130 HP.	



3-BLADE ALUMINUM PROPELLERS					4-BLADE ALUMINUM PROPELLERS				
Dia.	Rot.	Pitch	Bld#	Part No.	Dia.	Rot.	Pitch	Bld#	Part No.
					13-7/8	R	11	4	941411
13-3/4	R	13	3	992212	13-7/8	R	13	4	941413
13-1/2	R	15	3	992213	13-3/8	R	15	4	941415
13-1/4	R	17	3	992214	13	R	17	4	941417
13	R	19	3	992215	12-1/2	R	19	4	941419
13	R	21	3	992216					

STAINLESS STEEL PROPELLERS					
Dia.	Rot.	Pitch	Bld#	OEM Part No.	Part No.
13-3/8	R	15	3		* 993143
13-1/4	R	17	3	688-45930-02-00	* 993144
13-1/8	R	19	3	688-45970-03-00	* 993145
13	R	21	3	688-45972-02-00	* 993146

Drop-In Hub

Use XHS II® Hub Kit 203 / 208

USE Gearcase Adapter Ring supplied with propeller.

Note: For 115 HP, F115 (4-Stroke), and 130 HP engine applications use XHS II® (Drop-In Hub) Kit #203. For all other engine applications use XHS II® (Drop-In Hub) Kit #208.



ALUMINUM PROPELLERS

Boat Description/Length	Dia.	Rot.	Pitch	Bld#	OEM Part No.	Part No.
22'-25' - AL	13-3/4	R	13	3	6E5-45949-00-00	101031
20'-24' - AL, SK	13-1/2	R	15	3	6E5-45947-00-00	101032
17'-19' - AL, SK	13-1/4	R	17	3	6E5-45945-01-00	101033
16'-18' - AL, SK	13	R	19	3	6E5-45941-00-00	101034

Rubber Hub Bushing

80-140 HORSEPOWER

Thru Hub Exhaust & 15 Tooth Spline

80 HP.....1977-1983 90 & 115 HP..... 1978-1983 140 HP 1978-1979

See Mercury® 40-140 HP Product Offering on Page 367.

150-175 HORSEPOWER

Thru Hub Exhaust & 15 Tooth Spline

150 HP.....1979-1983 175 HP 1978-1979

See Mercury® V-6 Product Offering on Page 368.

150-300 HORSEPOWER • 4-3/4" GEARCASE

Thru Hub Exhaust & 15 Tooth Spline • Replaces Yamaha® "M" or "T" Series Propellers

150 HP.....1986 & Newer	225 HP (Excel).....1987-1988	VF250 V MAX® SHO.....2010 & Newer
F150 4-Stroke.....2004 & Newer	225 HP.....1986 & Newer	F250 Offshore.....2010 & Newer
175 HP.....1984 & Newer	F225 4-Stroke.....2002 & Newer	300 HP.....2004-2007
200 HP.....1984 & Newer	VF225 V MAX® SHO.....2010 & Newer	F300 Offshore.....2010 & Newer
200 HP V MAX®.....2001	F225 Offshore.....2010 & Newer	
F200 4-Stroke.....2002 & Newer	250 HP.....1990 & Newer	
VF200 V MAX® SHO.....2010 & Newer	250 HP V MAX®.....2001	

*For engines 300 HP or higher, use "High Horsepower Sleeve" (P/N 991372).

VORTEX ^{XHS} PERFORMANCE PROPELLERS				APOLLO ^{XHS}				Drop-In Hub Use XHS II® Hub Kit 203
3-BLADE		4-BLADE		STD. 3-BLADE		LG DIAMETER 3-BLADE		
Dia.	Rot. Pitch Part No.	Dia.	Rot. Pitch Part No.	Dia.	Rot. Pitch Part No.	Dia.	Rot. Pitch Part No.	
15-1/4	R 15 992002			14-3/8	R 15 993042			
15	R 17 992003	15	R 16 992202	14-1/4	R 17 993043	15-1/2	R 17 993023	
				14-1/4	L 17 993053			
14-1/2	R 19 992004	14-1/2	R 18 992203	14-1/8	R 19 993044	15-1/4	R 19 993024	
				14-1/8	L 19 993054			
14-1/4	R 21 992005	14	R 20 992204	14	R 21 993045	14-3/4	R 21 993025	
14	R 23 992006			13-7/8	R 23 993046			



MERCURISER®, ALPHA ONE™, BRAVO ONE™ • 4-3/4" GEARCASE

Thru Hub Exhaust & 15 Tooth Spline

MODELS 1A, 1B, 1C.....Thru 1982 MODELS 120, 140, 145 DTS.....Thru 1982 MODELS 165, 228, 470, 485, 888, 898 ... Thru 1982 MODELS 225S, 233, 255TRS.....Thru 1982 MODELS 260, 280TRS, 330TRS Thru 1982 120-190 HP Mercuriser®.....1983-1985 200-260 HP Mercuriser®.....1983-1985	Alpha One™ 2.5L - 5.7L Alpha One™ 6.2L MPI Alpha One™ 262, 350, 454 Magnum 320 EFI Alpha One™	All Years All Years All Years All Years	Bravo One™ (Bravo One™ & Bravo One™ X Drives only) 320 EFI, 350, 377All Years 5.0L - 7.4L Bravo One™All Years D2.8L - D7.3L (Diesel).....All Years
--	--	--	--

*For engines 300 HP or higher, use "High Hors power Sleeve" (P/N 991372).



3-BLADE				4-BLADE				STD. 3-BLADE				LG DIAMETER 3-BLADE			
Dia.	Rot.	Pitch	Part No.	Dia.	Rot.	Pitch	Part No.	Dia.	Rot.	Pitch	Part No.	Dia.	Rot.	Pitch	Part No.
15-1/4	R	15	992002					14-3/8	R	15	※ 993042				
15	R	17	992003	15	R	16	992202	14-1/4	R	17	※ 993043	15-1/2	R	17	∅ 993023
								14-1/4	L	17	※ 993053				
14-1/2	R	19	992004	14-1/2	R	18	992203	14-1/8	R	19	※ 993044	15-1/4	R	19	∅ 993024
								14-1/8	L	19	※ 993054				
14-1/4	R	21	992005	14	R	20	※ 992204	14	R	21	∅ 993045	14-3/4	R	21	∅ 993025
14	R	23	992006					13-7/8	R	23	∅ 993046				

Drop-In Hub
Use XHS II® Hub Kit 202



ALUMINUM PROPELLERS

Boat Description/Length	Dia.	Rot.	Pitch	Bld#	OEM Part No.	Part No.
CR, HB	16	R	13	3	48-78114A45	031022
21'-24' - AL	15-1/4	R	15	3	48-78116A45	031023
20'-23' - AL, SK	16	R	16	3	48-16440A45	031051
19'-23' - AL, SK	14-1/2	R	17	3	48-78118A40	031024
19'-23' - AL, SK	15	R	17	3	48-832828A45	031064
19'-22' - AL, SK	15-1/2	R	18	3	48-11324A45	031052
18'-22' - AL, SK	14	R	19	3	48-78120A40	031025
18'-22' - AL, SK	14-1/2	R	19	3	48-832830A45	031065
18'-20' - AL, SK	13-3/4	R	21	3	48-78122A40	031026
18'-20' - AL, SK	14-1/4	R	21	3	48-832832A45	031066



Rubber Hub Bushing



OMC® & VOLVO PENTA

STERNDRIVES

MODEL 400, COBRA® • 4-1/4" GEARCASE

Thru Hub Exhaust & 13 Tooth Spline

Model 400	Cobra®
2.3 L (120 HP) Thru 1991	2.3 L (128 HP)..... 1988-1991
2.5 L (120 HP) 1978-1984	2.5 L (120 HP)..... 1985-1987
3.0 L (140 HP) Thru 1989	3.0 L (140 HP)..... 1985-1987

										Drop-In Hub Use XHS II® Hub Kit 206 <small>Do NOT use Gearcase Adapter Ring supplied with propeller.</small>						
3-BLADE ALUMINUM PROPELLERS					4-BLADE ALUMINUM PROPELLERS						STAINLESS STEEL PROPELLERS					
Dia.	Rot.	Pitch	Bld#	Part No.	Dia.	Rot.	Pitch	Bld#	Part No.		Dia.	Rot.	Pitch	Bld#	OEM Part No.	Part No.
					13-7/8	R	11	4	941411							
13-3/4	R	13	3	992212	13-7/8	R	13	4	941413							
13-1/2	R	15	3	992213	13-3/8	R	15	4	941415		13-3/8	R	15	3		993143
13-1/4	R	17	3	992214	13	R	17	4	941417		13-1/4	R	17	3		993144
13	R	19	3	992215	12-1/2	R	19	4	941419		13-1/8	R	19	3		993145
13	R	21	3	992216						13	R	21	3		993146	

							 Rubber Hub Bushing
ALUMINUM PROPELLERS							
Boat Description/Length	Dia.	Rot.	Pitch	Bld#	OEM Part No.	Part No.	
WB (6-16 MPH)	14	R	11	3	763301	012147	
CR, HB (14-26 MPH)	13-3/4	R	13	3	763302	011101	
19'-22' (24-37 MPH)	13-1/2	R	15	3	763466	011102	
17'-20' (30-45 MPH)	13-1/4	R	17	3	763463	011103	
17'-20' (30-45 MPH)	14	R	17	3	763463	011024	
16'-19' (36-50 MPH)	13	R	19	3	763464	011104	
16'-19' (36-50 MPH)	14	R	19	3	763464	011025	

SEA DRIVE® 1982 & NEWER • 4-1/4" GEARCASE

Thru Hub Exhaust & 13 Tooth Spline

1.6 L V-4 1982 & Newer	1.8 L V-4 1987 & Newer
For twin installations increase pitch 2".	

							 Rubber Hub Bushing
ALUMINUM PROPELLERS							
Boat Description/Length	Dia.	Rot.	Pitch	Bld#	OEM Part No.	Part No.	
Barges, HB	14	R	11	3	763301	012147	
26' & Up (14-28 MPH)	13-3/4	R	13	3	763302	011101	
22'-26' (24-36 MPH)	13-1/2	R	15	3	763466	011102	
19'-22' (30-40 MPH)	13-1/4	R	17	3	763463	011103	
19'-22' (30-40 MPH)	14	R	17	3	763463	011024	
17'-20' (38-50 MPH)	13	R	19	3	763464	011104	
17'-20' (38-50 MPH)	14	R	19	3	763464	011025	

⊖ These applications will require an anode plate 76214Q5 (Quicksilver® Part Number).
 ✱ When using these propellers, to avoid damage or injury, replace standard trim tab with trim tab 822777A1.

MODEL 800, KING COBRA®, COBRA®, SEA DRIVE® • 4-3/4" GEARCASE

Thru Hub Exhaust & 15 Tooth Spline

3.0 L1990-1993	5.0 L 1978-1993	7.4 L 1990-1993
3.2 L (Diesel)1992-1993	5.7 L 1978-1993	7.5 L 1987-1990
3.8 L1978-1985	5.8 L (Cobra®) 1989-1993	8.2 L 1992-1993
4.3 L1985-1993	5.8 L (King Cobra®) 1992-1994	Sea Drive® 2.0 L - 4.0 LAll Years

Includes H.O. and EFI Models



3-BLADE				4-BLADE				STD. 3-BLADE				LG DIAMETER 3-BLADE			
Dia.	Rot.	Pitch	Part No.	Dia.	Rot.	Pitch	Part No.	Dia.	Rot.	Pitch	Part No.	Dia.	Rot.	Pitch	Part No.
15-1/4	R	15	992002					14-3/8	R	15	993042				
15	R	17	992003	15	R	16	992202	14-1/4	R	17	993043	15-1/2	R	17	993023
								14-1/4	L	17	993053				
14-1/2	R	19	992004	14-1/2	R	18	992203	14-1/8	R	19	993044	15-1/4	R	19	993024
								14-1/8	L	19	993054				
14-1/4	R	21	992005	14	R	20	992204	14	R	21	993045	14-3/4	R	21	993025
14	R	23	992006					13-7/8	R	23	993046				

Drop-In Hub
Use XHS II® Hub Kit 200 / 201

Note: For engine applications 1978-1990 use XHS II® (Drop-In Hub) Kit #201.
For engine applications 1991 & Newer use XHS II® (Drop-In Hub) Kit #200.



ALUMINUM PROPELLERS

Boat Description/Length	Dia.	Rot.	Pitch	Bld#	OEM Part No.	Part No.
Non-Plane Heavy CR	15-1/2	R	13	3	391536	011016
22'-28' (22-32 MPH)	15-1/2	R	15	3	391535	011006
19'-26' (28-39 MPH)						
18'-26' (30-46 MPH)	15	R	17	3	391200	011007
18'-26' (30-46 MPH)						
17'-24' (36-52 MPH)	14-1/2	R	19	3	391201	011008
17'-24' (36-52 MPH)						
16'-22' (40-60 MPH)	14-1/4	R	21	3	391202	011009

Rubber Hub Bushing

SX COBRA™, VOLVO PENTA SX • 4-3/4" GEARCASE

Thru Hub Exhaust & 19 Tooth Spline

3.0 L1994 & Newer	5.7 L1994 & Newer	7.4 L1997 & Newer
4.3 L1994 & Newer	5.8 L 1994-1997	8.2 L1997
5.0 L1994 & Newer		



3-BLADE				4-BLADE				STD. 3-BLADE				LG DIAMETER 3-BLADE			
Dia.	Rot.	Pitch	Part No.	Dia.	Rot.	Pitch	Part No.	Dia.	Rot.	Pitch	Part No.	Dia.	Rot.	Pitch	Part No.
15-1/4	R	15	992002					14-3/8	R	15	993042				
15	R	17	992003	15	R	16	992202	14-1/4	R	17	993043	15-1/2	R	17	993023
								14-1/4	L	17	993053				
14-1/2	R	19	992004	14-1/2	R	18	992203	14-1/8	R	19	993044	15-1/4	R	19	993024
								14-1/8	L	19	993054				
14-1/4	R	21	992005	14	R	20	992204	14	R	21	993045	14-3/4	R	21	993025
14	R	23	992006					13-7/8	R	23	993046				

Drop-In Hub
Use XHS II® Hub Kit 205

⚠ These applications will require an anode plate 76214Q5 (Quicksilver® Part Number).

* When using Ballistic® and Apollo® propellers, to avoid damage or injury, replace standard trim tab with trim tab 82277A1.



THE FOLLOWING MICHIGAN PROPELLERS ARE STOCKED IN OUR WAREHOUSE:

ORDER NO.	PRICE
MIC 200	\$50.00
MIC 201	\$50.00
MIC 202	\$50.00
MIC 203	\$50.00
MIC 204	\$50.00
MIC 205	\$50.00
MIC 206	\$50.00
MIC 207	\$50.00
MIC 208	\$50.00
MIC 209	\$50.00
MIC 210	\$50.00
MIC 111	\$37.00
MIC 113	\$37.00
MIC 114	\$37.00
MIC 115	\$37.00
MIC 116	\$37.00
MIC 117	\$37.00
MIC 118	\$37.00
MIC 119	\$37.00
MIC 120	\$37.00
MIC 121	\$37.00
MIC 122	\$37.00
MIC 123	\$37.00
MIC 225	\$50.00
MIC 226	\$50.00
MIC 011101	\$154.00
MIC 011102	\$154.00
MIC 011103	\$154.00
MIC 011104	\$154.00
MIC 011006	\$171.00
MIC 011007	\$171.00
MIC 011008	\$171.00
MIC 011009	\$171.00
MIC 011016	\$171.00
MIC 011024	\$169.00
MIC 011025	\$169.00
MIC 012005	\$102.00
MIC 012008	\$102.00
MIC 012011	\$110.00

ORDER NO.	PRICE
MIC 012016	\$108.00
MIC 012024	\$129.00
MIC 012030	\$108.00
MIC 012032	\$99.00
MIC 012036	\$141.00
MIC 012037	\$141.00
MIC 012147	\$157.00
MIC 012056	\$118.00
MIC 012057	\$118.00
MIC 012109	\$110.00
MIC 012111	\$108.00
MIC 012112	\$108.00
MIC 022001	\$123.00
MIC 022002	\$123.00
MIC 031017	\$153.00
MIC 031022	\$192.00
MIC 031023	\$192.00
MIC 031024	\$179.00
MIC 031025	\$179.00
MIC 031026	\$179.00
MIC 031141	\$166.00
MIC 031142	\$166.00
MIC 031143	\$166.00
MIC 031144	\$166.00
MIC 031048	\$129.00
MIC 031051	\$192.00
MIC 031052	\$192.00
MIC 031064	\$179.00
MIC 031065	\$179.00
MIC 031066	\$179.00
MIC 032042	\$153.00
MIC 032043	\$153.00
MIC 032044	\$153.00
MIC 032045	\$153.00
MIC 032052	\$105.00

ORDER NO.	PRICE
MIC 072107	\$229.00
MIC 072108	\$229.00
MIC 072127	\$234.00
MIC 072128	\$234.00
MIC 072132	\$173.00
MIC 101031	\$147.00
MIC 101032	\$147.00
MIC 101033	\$147.00
MIC 101034	\$147.00
MIC 102004	\$124.00
MIC 102005	\$124.00
MIC 941411	\$128.99
MIC 941413	\$128.99
MIC 941415	\$128.99
MIC 941417	\$128.99
MIC 941419	\$128.99
MIC 991272	\$23.00
MIC 992002	\$127.01
MIC 992003	\$127.01
MIC 992004	\$127.01
MIC 992005	\$127.01
MIC 992006	\$127.01
MIC 992212	\$116.99
MIC 992213	\$116.99
MIC 992214	\$116.99
MIC 992215	\$116.99
MIC 992216	\$116.99
MIC 992202	\$144.99
MIC 992203	\$144.99
MIC 992204	\$144.99
MIC 992301	\$83.01
MIC 992302	\$83.01
MIC 992303	\$83.01
MIC 992401	\$91.01
MIC 992402	\$91.01
MIC 992404	\$80.99
MIC 992405	\$80.99
MIC 992406	\$80.99
MIC 992407	\$80.99
MIC 992408	\$80.99
MIC 992409	\$80.99
MIC 992501	\$75.01

ORDER NO.	PRICE
MIC 993023	\$417.99
MIC 993024	\$417.99
MIC 993025	\$417.99
MIC 993042	\$400.99
MIC 993043	\$400.99
MIC 992502	\$75.01
MIC 992503	\$75.01
MIC 992504	\$75.01
MIC 992505	\$75.01
MIC 992506	\$75.01
MIC 993044	\$400.99
MIC 993045	\$400.99
MIC 993046	\$400.99
MIC 993053	\$400.99
MIC 993054	\$400.99
MIC 993143	\$372.99
MIC 993144	\$372.99
MIC 993145	\$372.99
MIC 993146	\$372.99

ORDER NO.	DESCRIPTION	PRICE
MIC 991301	Replacement XHS Hub	\$22.80
MIC 991372	High Horsepower Solid Inner Hub	\$24.00

380 PROPELLERS



Propeller Series A 4-3/4" V6/V8 Outboard & I/O Gearcase

Black Diamond 3 Blade Aluminum RH			Diamond 4 4 Blade Aluminum RH			Thunderbolt 3 Blade Stainless Steel RH		
DIA. x PITCH	ORDER NO.	PRICE	DIA. x PITCH	ORDER NO.	PRICE	DIA. x PITCH	ORDER NO.	PRICE
16 x 13	MMP QA2004X	\$136.59	15 x 16	MMP QA2182X	\$168.12	15-1/2 x 17	MMP QS5004X	\$571.93
16 x 14	MMP QA2006X	\$136.59	14-1/2 x 18	MMP QA2184X	\$168.12	15-1/4 x 19	MMP QS5006X	\$571.93
15-1/4 x 15	MMP QA2008X	\$136.59	14 x 20	MMP QA2186X	\$168.12			
16 x 16	MMP QA2010X	\$136.59	Silverado 3 Blade Stainless Steel RH			Nemesis 4 Blade Aluminum RH		
15 x 17	MMP QA1912X	\$136.59						
15-1/2 x 18	MMP QA2014X	\$136.59	DIA. x PITCH	ORDER NO.	PRICE	DIA. x PITCH	ORDER NO.	PRICE
14-1/2 x 19	MMP QA1916X	\$136.59	14-1/2 x 15	MMP QS5050X	\$468.60	14 x 17	MMP 8M0055534	\$153.98
14-1/4 x 21	MMP QA1918X	\$136.59	14-1/2 x 17	MMP QS5052X	\$468.60	14 x 19	MMP 8M0055535	\$153.98
14 x 23	MMP QA1920X	\$136.59	14 x 19	MMP QS5054X	\$468.60	14 x 21	MMP 8M0055536	\$153.98

Propeller Series B 4-1/4" V4 Gearcase		
Black Diamond 3 Blade Aluminum RH		
DIA. x PITCH	ORDER NO.	PRICE
13-3/4 x 15	MMP QA2034X	\$119.79
13-1/4 x 17	MMP QA2036X	\$119.79
13 x 19	MMP QA2038X	\$119.79
12-3/4 x 21	MMP QA2040X	\$119.79
Nemesis 4 Blade V4 Gearcase		
DIA. x PITCH	ORDER NO.	PRICE
13.8 x 11	MMP 8M8027498	\$150.40
13.8 X 13	MMP 8M8027500	\$150.40

Typhoon 4 Blade Stainless Steel Series A			
DIA. x PITCH	ROTATION	ORDER NO.	PRICE
14 x 17	Right Hand	MMP QS6002X	\$519.39

Flo Torq II
Interchangeable Hub System
Patented system adapts a Quicksilver design propeller to most outboard & sterndrive applications over 70 HP.

*Quicksilver Props DO NOT INCLUDE HUBS. Please order correct hub separately.

Flo Torque II Hub Kits



ENGINE MAKE/MODEL	PROPELLER SERIES	HUB KIT	PRICE
MERCURY OUTBOARDS			
60 hp bigfoot, 70-140hp except 135. 1961 to present 15 tooth spline	B	MMP 835257Q1	\$55.13
135-250hp large gearcase Merc/Mariner/Force	A	MMP 835257Q1	\$55.13
FORCE OUTBOARDS			
75-150hp 1995-present	B	MMP 835257Q1	\$55.13
ENVINRUDE/JOHNSON OUTBOARDS			
90-140hp Large gearcase (4-3/4") 1976-1990	A	MMP 835267Q1	\$33.49
90-140hp Large gearcase (4-3/4") 1991-present	A	MMP 835265Q02	\$33.49
150-300hp 1976-1990	A	MMP 835267Q1	\$33.49
150-300hp 1991-present	A	MMP 835265Q02	\$33.49
HONDA OUTBOARDS			
75-90hp 1999-present, 115-130hp 1998-present	B	MMP 835279Q2	\$33.49
SUZUKI OUTBOARDS			
60, 70HP 1998-present, and 75-140 all years	B	MMP 835282Q1	\$33.49
150-225hp 1986-present	A	MMP 835281Q1	\$33.49
YAMAHA OUTBOARDS			
150-250hp 1986-present	A	MMP 835271Q2	\$33.49
115-130hp 1984-present	B	MMP 835271Q2	\$33.49
50-100hp 1984-present	B	MMP 835272Q1	\$33.49
OMC STERNDRIVES			
800 Series, Cobra/King Cobra 15 spline 1978-1990 (4-3/4 gearcase)	A	MMP 835267Q1	\$33.49
Cobra 1991-1993, King Cobra 1992-1994	A	MMP 835265Q02	\$33.49
OMC Cobra SX All 1994-present 19 spline	A	MMP 835270Q1	\$33.49
MERCUISER STERNDRIVES			
All 120-400hp, All Alpha One, Bravo One Drives 1983-present	A	MMP 835257Q1	\$55.13
VOLVO STERNDRIVES			
SX Cobra, Volvo Penta SX 1994-present 19 spline	A	MMP 835270Q1	\$33.49
YAMAHA STERNDRIVES			
All sterndrives 1989-1993	A	MMP 835271Q2	\$33.49



Rubber Hub Propellers

Mercury/Mariner 6 - 8 - 9.9 9.9 & 15 4-Stroke - 15 HP & SeaPro Marathon 10-15 HP

Diameter	Pitch	Material	Blades	Propeller Part Number			List Price
				LH Rotation	RH Rotation	Typhoon	
9	9	Alum	3	N/A	MMP QA2128R	Black Diamond	\$102.96

Mercury/Mariner 9.9 & 15 Bigfoot – 20 - 25 & SeaPro/Marathon 25 HP

Diameter	Pitch	Material	Blades	Propeller Part Number			List Price
				LH Rotation	RH Rotation	Typhoon	
10-3/8	13	Alum	3	N/A	MMP QA2106R	Black Diamond	\$130.28

Now Use Flo Torq Reflux Hub Kits, Included

Mercury/Mariner 25 (4-Stroke) - 70 HP

Diameter	Pitch	Material	Blades	Propeller Part Number			List Price
				LH Rotation	RH Rotation	Typhoon	
10-3/8	13	Alum	3	N/A	MMP QA2078X	Black Diamond	\$158.65
10-5/8	12	Alum	3	N/A	MMP QA2074X	Black Diamond	\$158.65
10-7/8	11	Alum	3	N/A	MMP QA2070X	Black Diamond	\$158.65

Mercury Bravo II Aluminum Propellers RH



Diameter	Pitch	OEM P/N	ORDER NO.	PRICE
19-1/4	15	N/A	MMP 8M0078088	\$523.68
18-3/4	17	N/A	MMP 8M0078090	\$523.68
18-1/4	19	48-18614A40	MMP QA1940R	\$523.68
17-3/4	21	48-18616A40	MMP QA1946R	\$523.68
17-1/2	23	48-18618A40	MMP QA1952R	\$523.68